




**ILORIN 2018**

 **ANIMAL SCIENCE ASSOCIATION OF NIGERIA**  
&  
**NIAS** **NIGERIAN INSTITUTE OF ANIMAL SCIENCE** 

**7<sup>th</sup> ASAN-NIAS JOINT ANNUAL MEETING**



**THEME: DEVELOPMENT OF A RESILIENT LIVESTOCK INDUSTRY FOR NATIONAL ECONOMIC GROWTH**

**Date:** 9th - 13th of September, 2018 **Time:** 8.00am daily  
**Venue:** M & M EVENTS CENTRE, beside St. Anthony's Secondary School, after State Secretariat, Offa Road, Ilorin, Kwara State.

# BOOK OF PROCEEDINGS

**ANIMAL SCIENCE ASSOCIATION OF NIGERIA  
(ASAN)**

**PROCEEDINGS OF THE 23<sup>RD</sup> ANNUAL  
CONFERENCE**

**Theme:**

**Development of a Resilient Livestock industry for  
National Economic Growth**

**Edited by**

**Atteh, J. O., Belewu, M. A., Fayeye, T. R., Okukpe, K.M,  
Alli, O. I and Adeyemi, K.D.**

**9<sup>th</sup>- 13<sup>th</sup> September, 2018 Ilorin.**

Copy Right 2018: Animal Science Association of Nigeria

All right reserved No part of this publication may be reproduced, stored in retrieval system or transmitted in any form or by means, electronic, electrostatic, magnetic tape, mechanical, photocopy, recording or otherwise, without the permission in writing from the Animal Science Association of Nigeria (ASAN), or the Nigerian Institute of Animal Science (NIAS)

ISSN: 9783477722

Publication by

The Animal Science Association of Nigeria (ASAN)

*Proc. 23<sup>rd</sup> Ann. Conf. Animal Science Association of Nigeria 9-13, 2018/Ilorin*

**Trustees and National Executive Council of the Animal Science Association of Nigeria (ASAN)**

**Board of Trustees**

Alhaji Azeez Bello

Professor A. O. Osinowo

Professor I. I. Dafwang

Professor S. O. Alaku

**National Executive Council**

| <b>S/N</b> | <b>Name</b>                    | <b>Post</b>                    |
|------------|--------------------------------|--------------------------------|
| 1.         | Mr. Adeoye Taiwo Adetoyi       | President                      |
| 2.         | Prof. G.N. Akpa                | 1 <sup>st</sup> Vice President |
| 3.         | Elder N. Lawan                 | 2 <sup>nd</sup> Vice President |
| 4.         | Dr. T.O. Ososanya              | General Secretary              |
| 5.         | Dr. (Mrs.) Olumide Martha Dupe | Assistant General Secretary    |
| 6.         | Prof. G.S. Bawa                | Editor-in-Chief                |
| 7.         | Dr. A.O. Ladokun               | Deputy Editor-in-Chief         |
| 8.         | Dr. S.M. Yashim                | Financial Secretary            |
| 9.         | Dr. A.O. Owosibo               | Treasurer                      |
| 10.        | Mr. Isaac Loveday              | Publicity Secretary            |
| 11.        | Mrs. M.O. Omotoso              | Ex-Officio                     |
| 12.        | Prof. F.A.S. Dario             | Ex-Officio                     |
| 13.        | Mr. Julius Nyameh              | Ex-Officio                     |
| 14.        | Dr. Haruna Duwa                | North East Coordinator         |
| 15.        | Dr. (Alh.) I.F. Ayanda         | North Central Coordinator      |
| 16.        | Mallam Mohammed Lawal          | North West Coordinator         |
| 17.        | Dr. T.K.O. Obi                 | South East Coordinator         |
| 18.        | Prof. A.A. Odunsi              | South West Coordinator         |
| 19.        | Dr. (Mrs.) I.P. Solomon        | South South Coordinator        |



## Growth Performance and Nutrient Digestibility of Broiler Chicken Administered Aqueous *Moringa oleifera* Leaf Extract at The Finisher Phase

Adio, S., Alabi, O. J., Malik A. A., Adama T.Z., Ijaiya, A. T.

Department of Animal Production, Federal University of Technology Minna P.M.B. 65, Minna Niger State  
Nigeria

Corresponding Author: [seun.adio@st.futminna.edu.ng](mailto:seun.adio@st.futminna.edu.ng); +2348038600431

---

**Abstract:** Growth performance and nutrient digestibility of Hubbard broiler chickens administered aqueous *Moringa oleifera* leaf extract (AMOLE) at the finisher phase was investigated. Aqueous *Moringa oleifera* leaf meal extract were included at 0- (ordinary water), 0+ (antibiotic in water), 60, 90, 120 and 150 mL per litre of water and tagged AMOLE<sub>0-</sub>, AMOLE<sub>0+</sub>, AMOLE<sub>60</sub>, AMOLE<sub>90</sub>, AMOLE<sub>120</sub> and AMOLE<sub>150</sub> respectively. A total of 240-day old broiler chicks was allotted to the six treatments consisting of four replicates with ten birds per replicates using completely randomized design. They were fed *ad-libitum* for 6 weeks and data were collected on initial weight, growth rate, feed intake, final weight, water intake, feed conversion ratio and nutrient digestibility at the finisher phase. The results showed that there were no significant ( $p < 0.05$ ) differences in initial weight and water intake among the treatments. However, significant ( $p > 0.05$ ) differences were observed in the final weight, growth rate, feed intake and feed conversion ratio. Birds in the control group had the highest final weight (2392 g/bird), weight gain (49.78 g/bird) and better feed conversion ratio (1.93) than birds in the other treatments. The digestibility studies showed birds on AMOLE had better CP and EE digestibility. It was concluded that AMOLE can be included at 60 to 120 mL per litre of water to improve growth performance and nutrient digestibility of broiler chickens.

**Keywords:** Hubbard broiler chicken, Aqueous *Moringa oleifera* leaf extracts (AMOLE), Growth performance, Nutrient Digestibility and Finisher phase

---

### INTRODUCTION

Poultry meat is usually from spent layers and parent stock in the past, but recently cross breeding techniques has led to development of broilers (FAO, 1990). The main goal of broiler rearing is the production of quality carcass that will be acceptable by the consumer (FAO, 1990). The poultry industry has witnessed tremendous improvement from the past. These have been as a result of the discovery of vitamins and mineral additives, use of antibiotic growth promoters (AGP) and other growth hormones (FAO, 1990). The growth promoter effect of antibiotics was discovered in the 1940s, when it was observed that animals fed dried mycelia of *Streptomyces aureofaciens* containing chlortetracycline residues improved their growth (Castanon, 2007). These have enhanced gut health and controlled sub-clinical diseases. However, because of public concerns about bacterial resistance to antibiotics, the use of antibiotics and other synthetics have become limited or eliminated in many countries. European Union for example, banned the use of antibiotics as growth promoters since 1<sup>st</sup> January 2006 (Catalá-Gregori, *et al.*, 2008). Therefore, alternatives to AGP need to be proposed to livestock producers in order to maintain animal health, productivity and carcass quality.

*Moringa oleifera* is one of the promising plants with organic properties which could contribute to increased intake of some essential nutrients and health-promoting phyto chemicals (Balbir, 2006). *Moringa oleifera* contains active substances that can improve digestion and metabolism and possess bacterial and immuno stimulant activities (Ghazalah and Ali, 2008). It also contains bioceutical agents that could substitute synthetic growth enhancers and supplements in poultry birds (Lannaon, 2007). All parts of *Moringa oleifera* are edible and consumed by animals (Fuglie, 2001). However, there are limited studies on the use of aqueous *Moringa*

*oleifera* leaf extract on the growth performance of broilers in poultry production in Nigeria. This study investigated the growth performance and nutrient digestibility of broiler chicken administered aqueous *Moringa oleifera* leaf extract at varying concentration at the finisher phase.

## MATERIALS AND METHODS

The study was carried out at Abeezainab Integrated Farms, near Niger Baptist Schools Gidan Mangoro, along Minna-Bida Road, Minna, Niger State, Nigeria. Minna is located in the North Central Zone of Nigeria, it is found in the Southern Guinea Savanna Vegetation Zone and it lies between latitude 9°36' North and longitude 6°33' East. Minna has an ambient temperature range of 38 to 42° C. (Student Hand Book, 2014). Two hundred and forty Hubbard broiler chickens from *Bnot Harel* Hatchery in Ibadan, Oyo State, Nigeria was used for this study.

*Moringa oleifera* leaves were purchased from Minna Central Market. The plant materials were air-dried at room temperature for five days and then ground into fine powder using a hammer mill grinding machine and stored for later use. The ground *Moringa* leaves were soaked in water for 24 hours at 60 g per litre of water. After that, the soaked *Moringa* leaves were filtered using a muslin cloth of 2 mm. The filtrate was used for the Treatments at different concentration while the residues were discarded according to the procedure of (Rathi *et al.*, 2006). A total of 240-day old birds were randomly allotted to six treatment levels of aqueous *Moringa oleifera* leaf extract in a Completely Randomized Design (CRD) (Table 1). The six treatments were replicated four times with ten birds per replicate. The birds were housed in deep litter system where they received uniform care and management for the eight weeks duration of experiment. Birds on each Treatment were fed *ad-libitum*. Water was provided for 20 hours and later deprived of water for four hours before the administration of the extract.

**Table 1: Inclusion level of aqueous *Moringa oleifera* leaf meal extract per liter of water**

| Treatments           | Inclusion level                           |
|----------------------|-------------------------------------------|
| AMOLE <sub>0+</sub>  | Positive control (ordinary water)         |
| AMOLE <sub>0-</sub>  | Negative control (Antibodies at 1.25 g/L) |
| AMOLE <sub>60</sub>  | 60 mL/L                                   |
| AMOLE <sub>90</sub>  | 90 mL/L                                   |
| AMOLE <sub>120</sub> | 120 mL/L                                  |
| AMOLE <sub>150</sub> | 150 mL/L                                  |

The parameters measured were growth performance and nutrient digestibility and data were collected on feed intake, water intake, live weight changes, feed conversion ratio, mortality, nutrients digestibility and final weight. The proximate composition of *Moringa oleifera*, feed and the collected faecal droppings were analysed based on the procedure of AOAC (2012). All data collected were subjected to one way analysis of variance (ANOVA) of completely randomized design, using statistical analysis system (SAS, 2012). Where differences occurred at P<0.05, they were separated using Duncan Multiple Range Test (SAS, 2012).

## RESULTS AND DISCUSSIONS

The results of proximate analysis of *Moringa oleifera* leaf showed that it had protein (23.80%) and crude fibre (16.57%) which was similar to the findings of Mabruk *et al.* (2010) and Zaku *et al.* (2015). The dry matter (94.47%) and ash (9.75%) contents were similar to those obtained by Mabruk *et al.* (2010) and Ogbe *et al.* (2013); the fat contents (5.50%) and nitrogen free extract contents (38.82%) were also similar to those reported by Mabruk *et al.* (2010) and Zaku *et al.* (2015).

The results indicate that the birds in the control treatment had the highest final weight. Furthermore, the final weight of birds on the AMOLE treatments increased until AMOLE<sub>120</sub> and later declined, this implies that the effective dosage must have been reached at about 120 mL. This result was in contrast to the previous report that *Moringa oleifera* inclusion levels resulted in higher final weights than the control (Chongwe, 2011; Portugaliza

and Fernandez, 2012; Nkukwana *et al.* 2014). The reason for the disagreement may be due to the fact that they did not use aqueous *Moringa oleifera*.

The results of the present study also showed that birds on the control group had the highest growth rate compared to birds on the AMOLE Treatments; the growth rate showed a pattern similar to final weight which increased as inclusion level increases until AMOLE<sub>120</sub> and then decreased. This result agrees with the findings of (Nkukwana *et al.* 2014, but disagrees with reports of Olugbemi *et al.* 2010, Juniar *et al.* 2008 and Tesfaye *et al.* 2012). The reason for the conflicting result may be as a result of the different forms in which the *Moringa* was administered. The results showed that Birds on AMOLE<sub>90</sub> had least feed intake while the others are similar to the control group. The AMOLE Treatments had significant influence on feed consumed as the difference between treatments are significant. This disagrees with the literatures, (Chongwe, 2011, Olugbemi *et al.* 2010; Juniar *et al.* 2008 and Paguaia *et al.*, 2012).

The results also show that birds in the control groups were better converters of feed than some of the AMOLE treatments. AMOLE<sub>90</sub> had best feed conversion ratio than AMOLE<sub>150</sub>. This is similar to reports of (David *et al.* 2012; Portugaliza and Fernandez 2012 and Nkukwana *et al.* 2014).

The digestibility results show that there were significant ( $p < 0.05$ ) differences in the values obtained for DM, CP, CF, FAT, ASH and NFE between treatments and control groups. This revealed that the birds on AMOLE efficiently utilized the Nutrients than the control groups. This result does not agree with the findings of (Nkukwana *et al.* 2014). This could be due to the form in which the *Moringa* was administered.

**Table 2: The proximate composition of *Moringaoleiferaleaf* meal**

| Nutrients analyzed | Composition (%) |
|--------------------|-----------------|
| Dry Matter         | 94.47           |
| Crude Protein      | 23.80           |
| Crude Fibre        | 16.57           |
| Fat                | 5.50            |
| Ash                | 9.75            |
| N.F.E              | 38.85           |

**Table 3: Growth performance of broiler chicken administered aqueous *Moringa oleiferaleaf* extract**

| Parameter | AMOLE <sub>0</sub>   | AMOLE <sub>0+</sub> | AMOLE <sub>60</sub> | AMOLE <sub>90</sub> | AMOLE <sub>120</sub> | AMOLE <sub>150</sub> | SEM   |   |
|-----------|----------------------|---------------------|---------------------|---------------------|----------------------|----------------------|-------|---|
| I.W. (g)  | 1348.47              | 1304.72             | 1304.72             | 1264.72             | 1387.85              | 1332.78              | 21.25 |   |
| G.R. (g)  | 49.68 <sup>a</sup>   | 49.76 <sup>a</sup>  | 42.29 <sup>a</sup>  | 46.52 <sup>a</sup>  | 46.61 <sup>a</sup>   | 33.76 <sup>b</sup>   | 1.48  | * |
| F.W. (g)  | 2392 <sup>a</sup>    | 2350 <sup>c</sup>   | 2200 <sup>e</sup>   | 2242 <sup>d</sup>   | 2367 <sup>b</sup>    | 2042 <sup>f</sup>    | 25.28 | * |
| F.I. (g)  | 100.85 <sup>bc</sup> | 95.48 <sup>b</sup>  | 102.55 <sup>c</sup> | 90.00 <sup>a</sup>  | 100.65 <sup>bc</sup> | 99.68 <sup>bc</sup>  | 1.72  | * |
| W.I. (mL) | 497.2                | 495.9               | 445.7               | 456.1               | 484.2                | 760.7                | 49.83 |   |
| FCR       | 2.05 <sup>ab</sup>   | 1.93 <sup>a</sup>   | 2.47 <sup>b</sup>   | 2.00 <sup>ab</sup>  | 2.18 <sup>a</sup>    | 2.96 <sup>c</sup>    | 0.10  | * |

a, b, c- means with different superscript along the row differs significantly ( $p < 0.05$ ). I.W= Initial Weight, G.R= Growth Rate, F.W= Final Weight, F.I= Feed Intake, W.I= Water Intake, FCR = feed conversion ratio, SEM= Standard Error of Mean, LS= Level of Significance, \*= Significant ( $p < 0.05$ )

**Table 4: Nutrient digestibility of broiler chicken administered AMOLE at the finisher phase**

| Parameter | AMOLE <sub>0</sub> | AMOLE <sub>0+</sub> | AMOLE <sub>60</sub> | AMOLE <sub>90</sub> | AMOLE <sub>120</sub> | AMOLE <sub>150</sub> | SEM  |   |
|-----------|--------------------|---------------------|---------------------|---------------------|----------------------|----------------------|------|---|
| DM        | 81.63 <sup>e</sup> | 86.86 <sup>c</sup>  | 86.98 <sup>b</sup>  | 79.94 <sup>f</sup>  | 86.14 <sup>d</sup>   | 88.82 <sup>a</sup>   | 0.77 | * |
| CP        | 80.63 <sup>e</sup> | 88.89 <sup>b</sup>  | 93.54 <sup>a</sup>  | 76.09 <sup>f</sup>  | 82.20 <sup>d</sup>   | 84.39 <sup>c</sup>   | 1.37 | * |
| CF        | 99.10 <sup>b</sup> | 99.17 <sup>a</sup>  | 99.13 <sup>b</sup>  | 99.00 <sup>c</sup>  | 99.11 <sup>b</sup>   | 99.12 <sup>b</sup>   | 0.01 | * |
| EE        | 99.72 <sup>d</sup> | 99.64 <sup>e</sup>  | 99.89 <sup>a</sup>  | 99.75 <sup>c</sup>  | 99.83 <sup>b</sup>   | 99.43 <sup>f</sup>   | 0.04 | * |
| ASH       | 53.00 <sup>f</sup> | 68.50 <sup>b</sup>  | 66.93 <sup>c</sup>  | 55.63 <sup>e</sup>  | 66.39 <sup>d</sup>   | 71.90 <sup>a</sup>   | 1.68 | * |
| NFE       | 17.63 <sup>b</sup> | 12.41 <sup>d</sup>  | 12.25 <sup>e</sup>  | 19.25 <sup>a</sup>  | 13.08 <sup>c</sup>   | 10.40 <sup>f</sup>   | 0.77 | * |

a, b, c- means with different superscript along the row differs significantly (p,0.05). C P= crude protein, C F= crude fibre, D M= dry matter, N F E= nitrogen free extracts E E Ether Extract

## CONCLUSION

1. The results of the growth performance studies on Hubbard broiler chickens administered aqueous *Moringa oleifera* leaf extracts at the finisher phase shows that growth rate, feed intake, final weight and feed conversion ratio were influenced by AMOLE treatment.
2. Nutrients digestibility were influenced by AMOLE Treatments. It could be concluded that aqueous *Moringaoleifera* leaf meal extract can be included up to 120 mL in broilers drinking water to improve growth rate, feed conversion ratio, feed intake and final weight and up to 60 mL to improve nutrient digestibility of the chickens.

## REFERENCES

- AOAC, (2012). Official methods of analysis. Association of official analytical chemists, Washington D.C.
- Balbir, M. (2006). *Moringa* for cattle fodder and plant growth. *Tree for life* available at [www.treeforlife.org](http://www.treeforlife.org).
- Castanon, J. I. (2007). History of the use of antibiotic as growth promoters in European poultry feeds. *Poultry Science*, 86:2466–2471.
- Catalá-Gregori, P., Mallet, S., Travel, A. and Lessire, M. (2008). Efficiency of a prebiotic and a plant extract on broiler performance and intestinal physiology. *16th European Symposium on Poultry Nutrition, World Poultry Science Association, Strasbourg, France*.
- Chongwe, A. M. (2011). The effect of *Moringa* supplementation on growth and health of indigenous Zambian chickens. *M.Sc. dissertation*, University of Zambia, Lusaka, Zambia. 47
- David, L. S., Vidanarachchi, J. K., Samarasinghe, K., Cyril, H. W., Dematawewa, C. M. B. (2012). Effects of *Moringa* based feed additives on the growth performance and carcass quality of broiler chicken. *Tropical Agricultural Research*, 24 (1): 12– 20
- FAO, (1990). Food and Agricultural Organization. Agricultural Community Projections to 1990. Economic and Social Development paper No. 62, 1989:212.
- Fuglie, J. L. (2001). *The miracle tree: Moringaoleifera*. Natural nutrition for the tropics. *Church World Service, Dakar*. 68. Revised in 2001 and published as the miracle tree: The multiple attributes of *Moringa*. 1999. 172.
- Ghazalah, A. A. and Ali, A. M. (2008). Rosemary leaves as a dietary supplement for growth in broiler chickens. *International Poultry Science*, 7: 234-239.
- Juniar, I., Widodo E. and Sjojfan O. (2008). Effect of *Moringaoleiferaleaf* meal in feed on broiler production performance. *Jurnal Ilmu Peternakan Brawijaya*, 18: 238-242.
- Lannaon, W. J. (2007). Herbal Plants as Source of Antibiotics for Broilers. *Agriculture Magazine*, 11(2): 55.
- Mabruk, A. A., Talib, H. N., Mohamed M. A. and Alawad, A. H. (2010). A note on the potential use of *Moringa oleifera* tree as animal feed, Hillat Kuku. *Journal of Veterinary Medicine and Animal Production*, 1(2):184 188.
- Nkukwana, T. T., Muchenje, V., Masika, P. J., Hoffman, L.C. and Dzama, K., (2014). The effect of *Moringa oleifera* leaf meal supplementation on tibia strength, morphology and inorganic content of broiler chickens. *South Africa Journal of Animal Science*, 44: 228-239.
- Ogbe, A. O., Mgbójikwe, L. O., Owoade, A. A., Atawodi, S. E. and Abdu, P. A. (2013). The effect of a wild Mushroom (*Ganoderma lucidum*) supplementation of feed on immune response of pullet chickens to infectious bursal disease vaccine. *Electronic Journal Environmental Agriculture and Food Chemistry*, 7: 2844-2855.
- Olugbemi, T. S., Mutayoba, S. K. and Lekule F. P. (2010). Effect of *Moringa (Moringaoleifera)* inclusion in cassava based diets fed to broiler chickens. *International Journal of Poultry Science*, 9 (4): 363-367
- Paguia, H. M., Paguia, R. Q., Flores, R. C. and Balba, C. M. (2012). Utilization and evaluation of *Moringaoleifera* as poultry feeds. Monograph No. 11. The Research and Development Office, Bataan Peninsula State University, City of Balanga, Philippines.
- Portugaliza, H. P. and Fernandez, T. J. Jr. (2012). Growth performance of Cobb broilers given varying concentrations of malunggay (*Moringaoleifera lam.*) aqueous leaf extract. *Online Journal of Animal and Feed Research*, 2(6): 465-469.

- Rathi, B. S., Bodhankar, S. L. and Bahet, A.M. (2006). Evaluation of aqueous leaves extracts of *Moringaoleifera* Linn for wound healing in albino rats. *Indian Journal of Experimental Biology*, 44: 898-901.
- SAS (2012). Statistical Analysis System, SAS User Guide: Release 9.2. SAS Institute, Cary NC
- Student Hand Book (2014).Federal University of Technology Minna. Niger state Nigeria.
- Tesfaye, E., Animu, G., Urge, M., and Tadelle, D. T. (2012). Effect of replacing *Moringaoleifera* leaf meal for soybean meal in broiler ration. *Global Journal of Science and Frontier Research*, 1(XII): 1-5
- Zaku, S. G., Emmanuel, S., Tukur, A. A., and Kabir, A. (2015). *Moringaoleifera*: An underutilized tree in Nigeria with amazing versatility: A review. *African Journal of Food Science* Vol. 9(9) pp. 456 -461