

# ENGINEERING *for* SUSTAINABILITY



# INESCO

2 0 1 1

**E D I T O R :**

Nor Azam Ramli | Farzad Ismail | Ishak Hj. Abdul Aziz | Badorul Hisham Abu Bakar  
Mariati Jaafar @ Mustafa | Widad Ismail | Zuhairi Abdullah | Ridzuan Zakaria  
Azhar Abu Bakar | Rosmiwati Mohd Mokhtar



# ENGINEERING *for* SUSTAINABILITY

## E D I T O R :

Nor Azam Ramli | Farzad Ismail | Ishak Hj. Abdul Aziz | Badorul Hisham Abu Bakar  
Mariati Jaafar @ Mustafa | Widad Ismail | Zuhairi Abdullah | Ridzuan Zakaria  
Azhar Abu Bakar | Rosmiwati Mohd Mokhtar



# ENGINEERING for SUSTAINABILITY

## DISTRIBUTOR

Pusat Pengajian Kejuruteraan Awam  
Kampus Kejuruteraan, Universiti Sains Malaysia  
Nibong Tebal, Pulau Pinang, Malaysia

Publisher Pusat Pengajian Kejuruteraan Awam, Universiti Sains Malaysia, 2011

*Perpustakaan Negara Malaysia*

*Data Pengkatalogan – dalam - Penerbitan*

Engineering for Sustainability/ editor Nor Azam Ramli ... [et al.].

ISBN 978-967-0167-05-3

## PUBLISHER

Pusat Pengajian Kejuruteraan Awam  
Kampus Kejuruteraan, Universiti Sains Malaysia  
Nibong Tebal, Pulau Pinang, Malaysia

Front page designed by Mohamad Shahrul Affendi Baharom dan Mohd Saidina Dandan Satia

Printed in Malaysia by Alternatif Maju Enterprise

<b>Title and Author</b>	<b>Code</b>
<b>The Contribution of Environmental Assessment to Sustainability</b> Peter Wathern	KY
<b>Cleaner Production Approaches for Sustainable Development</b> Hamidi Abdul Aziz, Shuokr Qarani Aziz	PL
<b>Sustainable Energy Production Towards Low Carbon Economy</b> Abdul Rahman Mohamed	PL
<b>Design And Development Of Hydrogen Peroxide Monopropellant</b> Khafri Izuan Khanafiah, Kuberaraaj Nambaraja, Norazila Othman, Subramaniam Krishnan, and Wan Khairuddin Wan Ali	A-01
<b>Design of Chip Conveyor by Using Two Stages Speed Reducer</b> Nyein Aye San, Tin san	M1-02
<b>Design And Stress Analysis Of Linear Guide-Way For Spindle Movement</b> Khaingsapal Thein, Naymyo Tun	M1-03
<b>Tool Wear Of Cvd Coated Carbide Tool During Machining Of 6061 Aluminium Alloy Using Palm Oil (Cooking Purpose Grade) As A Cutting Tool Lubricant</b> Nor Shafiqah Afzan, Syed Azuan Syed Ahmad, Nor Ain Mustafa Mohamad Juraidi	M2-01
<b>Tool Wear When Turning 6061 Aluminium Alloy With Pvd Coated Carbide Tool Using Palm Oil (Cooking Purpose Grade) As A Cutting Tool Lubricant</b> Mohd Amiruddin Mardzuki, Syed Azuan Syed Ahmad, Hazwan Jamil, Mohamad Juraidi	M2-02
<b>Effect Of Resistance Spot Welding Parameters On Welded Quality Of Brass (Cu-Zn) Alloy</b> Nurihal Hanim Mat Saad, Ahmad Badri Ismail	B1-01
<b>In-Situ Deposition Of Silver Nanoparticles On Natural Rubber Latex Foam For Imparting Antibacterial And Antifungal Properties</b> W.G.I.U. Rathnayake, H.Ismail*, A. Baharin, A.G.N.D. Darsanasiri, Sanath Rajapakse	B1-02
<b>Tensile Properties Of Flame Retardant Fillers In Polypropylene/Ethylene Propylene Diene Monomer Composite</b> H. Muhammad Safwan, M. Mariatti	B1-04

<b>Tensile And Electrical Properties Of Conductive Filler Filled Silicone Rubber Composites</b> Muhammad Jannah Jusoh <sup>*</sup> , Mariatti Jaafar And Zulkifli Ahmad	B1-05
<b>Morphology Analysis And Electrical Properties Of Nano And Micron Size Of Silver Filled Epoxy Composites : Experimental And Numerical Study</b> Muhammad Zulkarnain, M. Mariatti, I.A. Azid <sup>*</sup>	B1-06
<b>Effect Of Polyvinyl Alcohol On The Tensile Properties And Morphology Of Sago Starch Plastic Films</b> Nor Fasihah Zaaba, Hanafi Ismail	B3-01
<b>Biodegradation And Morphological Studies Of Rattan Powder Filled Natural Rubber Composites</b> Komethi Muniandy, Hanafi Ismail, Nadras Othman	B3-02
<b>Tensile Properties Of Mica/Silica And Mica/CaCO<sub>3</sub> Filled Polypropylene Composites</b> R.V Sheril, M. Mariatti And P. Samayamutthirian	B3-03
<b>Development Of Sago Starch Based Biocomposites Reinforced With Kenaf Core Fibers: Preliminary Study</b> Norshahida Sarifuddin, Hanafi Ismail, Zuraida Ahmad	B3-04
<b>Flow Ability And Flexural Study Of Nano Filler Filled Epoxy Composites For Underfill Application.</b> S. Muhammad Firdaus, M. Mariatti <sup>*</sup>	B3-05
<b>Effect Of Banana Stem Powder Loading On Mechanical Properties Of Natural Rubber Latex (Nrl) Films</b> A. S. Siti. Nuraya, A. Baharin, A. R. Azura	B3-06
<b>Combined Resonant Tank Capacitance And Pulse Frequency Modulation Control For Zcs-Sr Inverter-Fed Voltage Multiplier Based HvdC Power Supply</b> Sze Sing Lee, Shahid Iqbal, Mohamad Kamarol	E1-01
<b>Comparative Study Of H-Bridge Cascade Multilevel Inverter</b> M. Hafiz Arshad, Baharuddin Ismail, T. M. N Tunku Mansur, Azralmukmin Azmi And M. Z. Mohd Radzi	E1-04
<b>Influence Of Solar Irradiance On Photovoltaic Module Electrical Characteristics</b> Farhana Zainuddin, Ismail Daut, Mohd Irwan Yusoff, Salsabila Ahmad, Nurul Razliana, Mohd Noor Azimmi Redzuan	E1-05
<b>A Soft-Switching Flying-Capacitor PWM DC-DC Converter</b> Chanuri Charin, Shahid Iqbal, And Soib Bin Taib	E1-07

<b>The Influence Of Silicon Contents On Magnetic Alignment Of Rolling Direction</b>	E1-09
Siti R.M, I.Daut, Dina M.M	
<b>Development Of A Cost Effective Buck Converter For Led Driver</b>	E1-10
Siti Rohaya, A. Marzuki*, S. Iqbal	
<b>Three-Level Single Phase Photovoltaic And Wind Power Hybrid Inverter</b>	E1-11
I. Daut, M. Irwanto, Y.M. Irwan, N. Gomesh, N. S. Ahmad	
<b>An Intelligent Arbiter For Fair Bandwidth Allocation And Low Latency</b>	E2-02
M.Nishat Akhtar, Othman Sidek	
<b>Modeling Of DC-DC Converters For Renewable Energy Applications</b>	E2-03
A.W.N. Husna, S.F. Siraj	
<b>Effect Of Palm Oil Fuel Ash On Drying Shrinkage Of Engineered Cementitious Composites</b>	C-01
Nurdeen M. Altwair, Megat A. Megat Johari, Syed F. Saiyid Hashim	
<b>Modeling Moisture Content In A Soil Column By Re-Conceptualizing The Matlab Methods Model With Double-Ring Infiltration Method At Northern Region Malaysia Sg.Kedah Ungauged Catchment</b>	C-02
Steven Poh Tze Wei , Ismail Abustan, Rozi Abdullah	
<b>Society And Deals With Speeding Infringements</b>	C-04
Seyed Mohammadreza Ghadiri, Joewono Prasetijo, Ahmad Farhan Sadullah, Mehdi Hossein Pour	
<b>Parametric Study Using Multirow Arrangement Of Laterally Loaded Passive Piles In Sand</b>	C-05
Donovan Mujah, Fauziah Ahmad, Hemanta Hazarika , Naoto Watanabe	
<b>Water Quality Mapping At Kerian River From Kampung Beriah Until Kampung Sungai Udang Besar</b>	C-07
Siti Nor Farhana Zakaria, *Syafalni, Leong Chung Sum	
<b>Significant of GIS and GPR in Locating Underground Utility</b>	C-08
W.M.A Wan Hussin, S.A. Mohd Sanusi and M.B. Alhasanat	
<b>Groundwater Treatment Using Activated Carbon And Modified Kaolin Clay</b>	C-09
Rohana Abdullah, Syafalni, S.N. Farhana Zakaria	

<b>Advantage Of Artificial Neural Network Compared To Linear Regression In Stem Volume Estimation</b> Hadi Bayati, Akbar Najafi	N-01
<b>Simulation Of Thermal Efficiency And Environmental Pollutant In Combustion Chambers</b> Ahmad Amani, *Hadis Amani, Manase Auta, Ayodele Olumide Bolarinwa, Zahra Gholami	N-02
<b>Advanced Oxidation Of Polycyclic Aromatic Hydrocarbon (Pah)-Contaminated Soils Using Modified Fenton Treatment</b> Venny, Suyin Gan, Hoon Kiat Ng	N-03
<b>Study Of Adsorbent Prepared From Rha, Pfa And Cfa Using Response Surface Methodology For Brilliant Green Dye Removal</b> Sariyah Mahdzir, Irvan Dahlan*	N-04
<b>Effect Of Palm Oil Mill Effluent (POME) On Seed Germination, Seedling Growth, Total Chlorophyll And Content Of Mung Bean Plant</b> Rajeev Pratap Singh, Mahamad Hakimi Ibrahim	N-05
<b>Assessment Of Drought Mitigation In Saqqez Watershed By Using Gis Models And Remote Sensing Technique</b> Himan Shahabi, Baharin Bin Ahmad	N-06
<b>Sugar Uptake Profile By <i>S. Cerevisiae</i> Kyokai No.7 During The Fermentation Of Oil Palm Trunks Sap</b> Norhazimah A. H, Che Ku M. Faizal	N-07
<b>Review Of Indoor Environmental Quality (Ieq) In Malaysia</b> Hussin M, M. R Ismail, M. S. Ahmad	N-09
<b>Biosorption Of Copper(Ii) Using Chitosan-Zeolite Composite: Kinetic And Isotherm Studies</b> Lee Ching Teong, Wan Saime Wan Ngah	N-10
<b>Removal Of Cu (Ii): A Comparison Between Treated Exhausted Coffee Ground And Synthetic Schiff Base</b> Ng Keat-Hui, Oo Chuan-Wei, Hasnah Osman, Syukriah Awang	N-11
<b>Optimum Phenol Removal Using Modified Rice Straw As Biosorbent</b> Huzairy Hassan, Loh Pei Chen	N-12
<b>Shallow Groundwater Contamination Study At Taiping Landfill Site Using Hydrochemistry Technique</b> Mohd Hafiz Zawawi, Syafalni, Suhaida Mohamed Arshad, Ismail Abustan, Mohd Tadza Abdul Rahman, Rozi Abdullah	N-13

<b>Slope Safety Index In Protecting Erosion Induced Slope Failure</b> Mohd Adzreel Abd Makatar, Mohd Fozi Ali	N-14
<b>Identification Of A Sustainable Solution For Adsorption Of Chromium Using Decision Matrix</b> K. Aravind, K.S. Gopala Krishnan, Gunda Santhosh, C. Bala Murali Krishna, And M.P. Saravanakumar	N-15
<b>Characterization Of Municipal Solid Waste, Leachate And Groundwater In Mambong Landfill Site, Kuching, Malaysia</b> Nor Azalina Rosli*, Andy Sadar Morgan, Azlan Shah Mohamed, Dyg Khairunnisa Awg Shuib, Lai Joon Siang, Mohd Hafiz Zawawi	N-16
<b>Development Of Erosion Induced Landslide Risk Level Nomograph</b> Mohd Sabri, M.S <sup>1</sup> , Ali, M.F	N-17
<b>Design And Simulation Of Underwater Robot Control System</b> Aung Ko Win <sup>#</sup> , Theingi <sup>*</sup> , Win Khaing Moe <sup>**</sup> , Wut Yi Win <sup>#</sup>	E3-01
<b>Design And Simulation Of Microcontroller Based Automatic Tool Changing System In Cnc Machine</b> La Pyae Lynn, Theingi, Win Khaing Moe	E3-02
<b>Design And Simulation Of Tool Transporter Motion Control For Automatic Tool Changing System</b> Tun Lin Aung, Theingi, Win Khaing Moe	E3-03
<b>Governor Type Guide Vanes Control System For Medium Capacity Hydropower Plant</b> Wunna Aung, Win Khaing Moe, Theingi	E3-04
<b>Design And Construction Of Three-Axis Position Control System For Printed Circuit Board Milling</b> Aemi Aung, Wut Yi Win, Theingi	E3-05
<b>Modification Of A Two Stroke Single Cylinder Petrol Engine To Compressed Air Engine</b> Shyam Sundaran, M. Vishnupriya, Thomas P Jacob, Shefin P Sam, M. Natarajan	E3-06
<b>Modeling Of Intraparticle Mass And Heat Transfer In Stereoregular Polymerization Of Styrene</b> Saad R. Sulttan, W J N Fernando, Suhairi A. Satar	K-01
<b>Lipase-Mediated Hydrolysis Of Crude Palm Oil: Parameter Optimization Using Response Surface Methodology (Rsm)</b> Noor Aziah Serri, Azlina Harun@Kamarudin, Mohd Hekarl Uzir.	K-04

K-05



<b>Thin Layer Mathematical Modeling Of <i>Kappaphycus Alvarezii</i> In Natural Convection Solar Drier And Direct Sun Drying</b>	
Mellona Mydin, Suhaimi Md Yasir , Awang Bono, Abdul Khaliq Sarkansah, Ramlan Ali, Japson Wong	
<b>Dynamic Simulation And Optimization Of CO<sub>2</sub> Absorption From Natural Gas In Absorption Tower Using ASPEN-HYSYS Process Simulator Software</b>	K-06
Babak Poladi, *Hadis Amani, Manase Auta, Ayodele Olumide Bolarinwa	
<b>Modeling And Simulation Of Phenol Degradation In Heterogeneous Photo-Fenton Process</b>	K-07
Olumide Bolarinwa Ayodele*, Hadis Amani	
<b>Determination Of Significant Factors For Cu(II) Extraction By Waste-Vegetable Oil-Based Organic Solvents Using Fractional Factorial Design</b>	K-08
T. Nazrin Ikhwan T. Kamaruddin, Siu Hua Chang*	
<b>Adsorption Study Of Immobilized <i>Candida Rugosa</i> Lipase Onto Pure Sba-15 Mesoporous Support</b>	K-09
Yasmin Che Ani, Azlina Harun @ Kamaruddin , Ahmad Zuhairi Abdullah	
<b>Hexane As A Cold Flow Improving Component For Biodiesel</b>	O-01
Edith A. Odeigah, Rimfiel B. Janius	
<b>Dual Modality Tomography</b>	O-02
Sallehuddin Ibrahim, Nurfaizah Mohammed Ruhi, Nur Syahiran Zahidin	
<b>Water As A Fuel</b>	O-03
Gowthamkumar N	
<b>Density Functional Theory Study Of The Molecular Structure And Hyperfine Coupling Constants Of Muonium In Tetraphenylmethane Clusters</b>	O-04
Pek-Lan Toh*, Shukri Sulaiman, Mohamed Ismail Mohamed-Ibrahim, Upali A. Jayasooriya	
<b>Effect Of Sago Starch Fillers On Mechanical And Biodegradation Properties Of Natural Rubber Latex (NRL) Films</b>	O-05
M.M. Afiq And A.R. Azura,	
<b>Screening for Lovastatin Production by <i>Penicillium</i> spp. Soil Microfungi</b>	O-06
Emine A. Seydametova*, Jailani Salihon, Norazwina Zainol, Peter Convey <sup>2</sup>	
<b>Text Mining With Information Extraction In Career Counseling</b>	O-07
Rehmat Ullah, Samir H. Abdul Jauwad	

# **SIMULATION OF THERMAL EFFICIENCY AND ENVIRONMENTAL POLLUTANT IN COMBUSTION CHAMBERS**

**<sup>1</sup>Ahmad Amani,<sup>2</sup>HadisAmani, <sup>2</sup>Manase Auta, <sup>2</sup>Ayodele OlumideBolarinwa, <sup>2</sup>Zahra Gholami**

<sup>1</sup>Department of Aerospace Engineering, Amirkabir University of Technology, Tehran, Iran

<sup>2</sup>School of Chemical Engineering, Engineering Campus, UniversitiSains Malaysia, Malaysia

## **Abstract**

---

A simulation study was carried out to salvage global environmental pollution challenge posed by NO<sub>x</sub> in the atmosphere which is often released from incomplete combustion reactions of methane and air. This was done using computational fluid dynamics software package to model three 3-dimensional combustion chambers. The chambers were categorized into symmetric baffled, asymmetric baffled and non-baffled combustion chamber. Methane gas (fuel) and air were the combustion reactants charged into the chambers. The model focused on evaluation of some significant combustion properties at the outlet such as mass fraction of methane, temperature, velocity, turbulence, and mass of NO<sub>x</sub> released into the atmosphere. Thermal efficiency, percentage combustion, pattern factor and pollution caused by the combustion were among other parameters determined in the model. The baffled symmetric and asymmetric chambers yielded thermal efficiency of 71.1 and 68.05%, respectively while the non-baffled yielded a thermal efficiency of 63.3%. The combustion percentage for the baffled chambers was 8.6 % while the non-baffled chamber was 5.37 %. Pattern factor for the non-baffled, asymmetric and symmetric chambers were 0.91, 0.70 and 0.66, respectively. The evaluation of pollution caused by combustion results revealed that baffled combustion chambers can give 97 % decrease of NO<sub>x</sub> pollutant released to the environment from combustion of methane and air. The model results showed that baffled combustion chambers can be used as an economically viable chamber with high thermal efficiency and high reduction of NO<sub>x</sub> pollutant released to the environment with symmetric system as the best method.

---

**Keywords:** Baffle, Combustion chamber, Computational fluid dynamics, Pollutant, Thermal efficiency.

# Simulation Of Thermal Efficiency And Environmental Pollutant In Combustion Chambers

## INTRODUCTION

Simulation is an invaluable integral part of modern technological operations. Chemical processes must operate consistently with maximum speed and minimum cost; therefore, the increased scale of operations and process change or improvement is needed. These cases usually require a lot of laboratory work which is in conflict with the need for quick decisions. Modeling is key to resolving these issues [1].

If models are available for all operating units, the number of tests necessary to increase the scale and geometry changes in a production unit can be significantly reduced, and this translates to time and cost reduction [2].

Nitrogen oxide compounds in air from combustion reactions are toxic [3]. Their toxicity to the environment has prompted the enactment of environmental laws in order to maintain a clean and safe environment [4].

This study has tried to use the computational fluid dynamics software to analyze the effect of turbulence on improving combustion of gases and compounds that cause environmental pollution by NO<sub>x</sub> pollutants. It is aimed at providing better understanding of turbulence and its impact on important combustion parameters [5].

## MATERIALS AND METHODS

Methane gas and air (79% of N<sub>2</sub>; 21 % of O<sub>2</sub>) were used for the combustion reaction. High pressure and temperature resistant combustion chambers made of steel materials were used for the reactions.

### Method

Methane gas at a constant temperature of 300 K was injected at a velocity of 60 m/s into the three dimensional combustion chambers where air at temperature of 650K was concurrently injected at a velocity of 18 m/s. The three chambers used had different internal arrangements: the first chamber was completely hollowed without baffles, the second chamber used had six baffles symmetric format and lastly, the third chamber used had same number of asymmetric baffles position. The schematic diagram of the three chambers is shown in Figure 1 and summary of combustion chambers profile is illustrated in Table 1.

The results from the three 3-dimensional combustion chambers were modeled using computational fluid dynamics software (Fluent 6.3.26). The viscosity model from the software used was K-epsilon (RNG) and the solver was pressure based [6]. The meshing information of the computational fluid dynamics software for modeling is summarized in Table 2.

## Simulation Of Thermal Efficiency And Environmental Pollutant In Combustion Chambers

Table 1: Profile of combustion chamber

	No of baffle	Baffle width (cm)	Air inlet diameter (cm)	Fuel inlet diameter (cm)	Combustion chamber height (cm)	Combustion chamber width (cm)	Combustion chamber length (cm)
Non-baffled chamber	-	-	24	2.3	30	30	120
Symmetric baffled chamber	6	2.5	24	2.3	30	30	120
Asymmetric baffled chamber	6	2.5	24	2.3	30	30	120

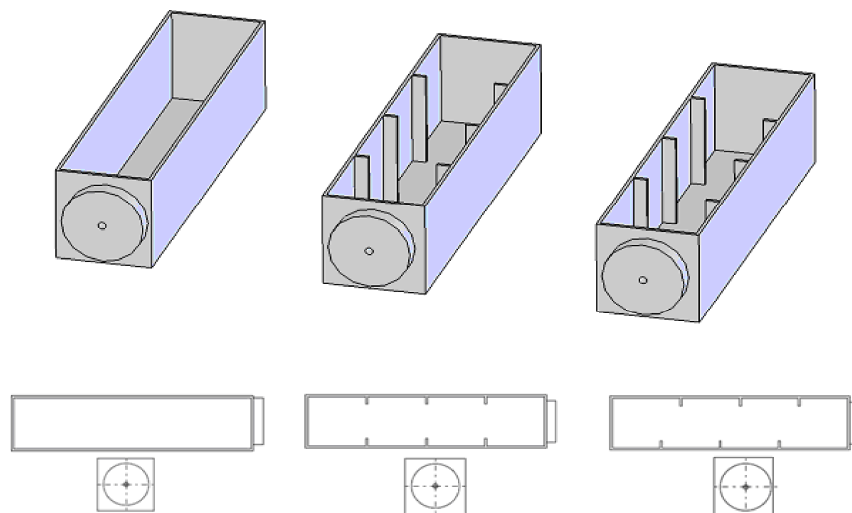


Fig. 1: Non-baffled, symmetric and asymmetric baffled combustion chambers

Table 2: profile of mesh used

Element	Type	Cells (1)	Cells (2)	Cells (3)
hexahedron	Map	128011	104305	104305

# Simulation Of Thermal Efficiency And Environmental Pollutant In Combustion Chambers

## RESULTS AND DISCUSSION

### Effect Of Baffle On Combustion Output

The three 3-dimensional combustion chambers used with different internal features were investigated in relation to their suitability for combustion. The summary of the combustion results of the significant output properties are shown in Table 3

Table 3: Output properties of the combustion chambers

Property	Chamber with asymmetric baffle	Chamber with symmetric baffle	Chamber without baffle
Output mass fraction of methane	0.0826	0.0851	0.0897
Output average temperature (K)	1600	1641	1758
Output average velocity (m/s)	23.58	24.35	25.68
Pressure drop (Pa)	32	38	27
Turbulence ( $m^2/s^2$ )	125.44	124.72	116.39
Output mass of NOx	$4.46 \times 10^{-5}$	$4.22 \times 10^{-5}$	$1.66 \times 10^{-3}$

### *Temperature*

This is an important property of combustion reactions whose effect was observed in this study. The combustion chamber without baffles had the highest average output temperature of 1758 K as compared with the baffled chambers at same inlet conditions. The higher discharge of temperature signifies non-usage, wastage and incomplete combustion in the inner chambers [6]. The baffled chambers reduced outlet temperatures implied that there is adequate utilization of temperature as can be seen in Fig. 2. The red portion of the cross-sectional area of the chamber as relayed in the adjacent legend showed higher temperatures as compared with the blue colored cross-sectional portion of the non-baffled chambers. The inadequate utilization of temperature in the inner portion of the non-baffled combustion chambers and its subsequent release through the vents or pipes may promote corrosion activities; it can also negatively affect turbine blades faster in systems where combustion gases are used to power the blades [7]. Temperature reduction in output due to baffle features will increase area of heat transfer thereby reducing temperature wastages at the outlet. Temperature against length of combustion chamber is represented diagrammatically in Fig. 3.

## Simulation Of Thermal Efficiency And Environmental Pollutant In Combustion Chambers

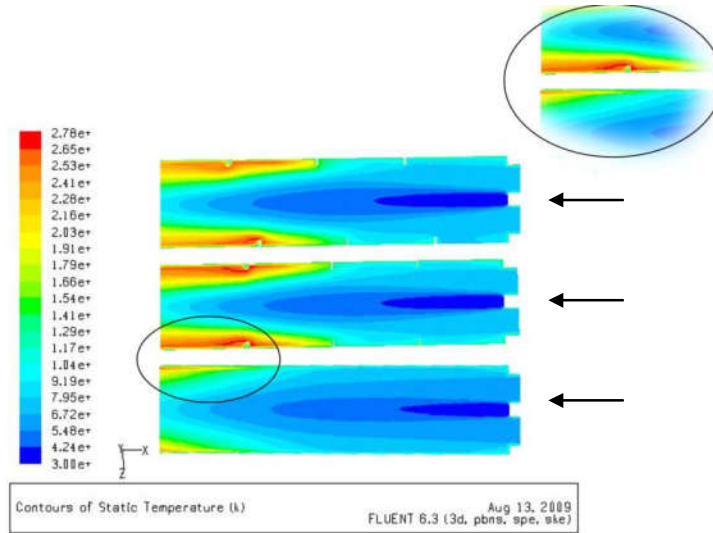


Fig. 2: Profiles of temperature in baffle and non-baffle chambers

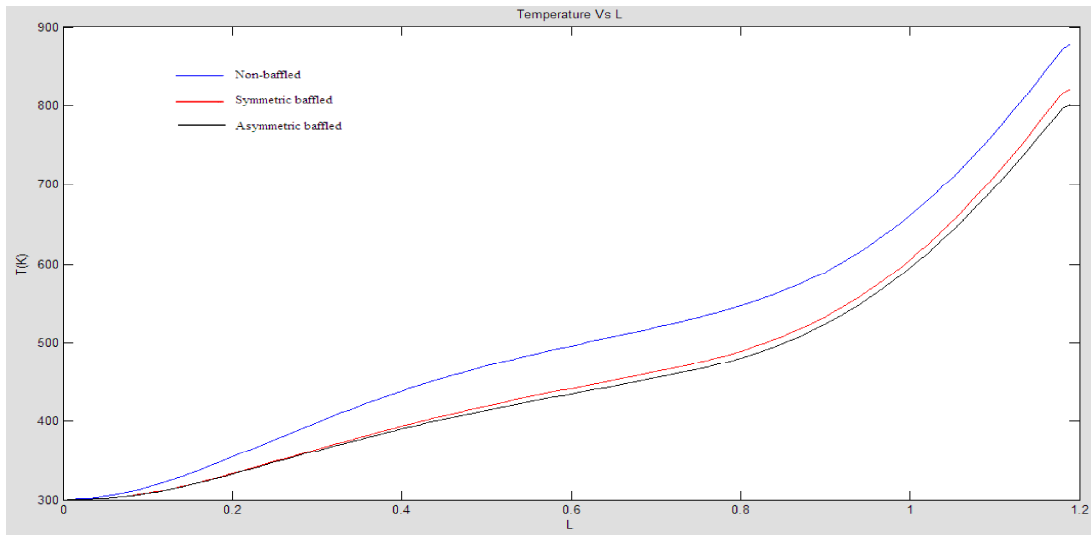


Fig. 3: Temperature changes along longitudinal incision at the centre of baffled and non-baffled chambers

### Velocity

The presence of baffles in the chambers served as impediment to free flow of the gases as compared with the non-baffled chambers velocity. The symmetric and asymmetric baffled combustion chambers had outlet velocities of 24.35 and 23.58 m/s, respectively as compared with the velocity of 25.68 m/s for the non-baffled chamber; this can be seen in Table 3. The cross-sectional velocity profiles of the baffled and non-baffled chambers are

## Simulation Of Thermal Efficiency And Environmental Pollutant In Combustion Chambers

shown in Fig. 4 while the diagrammatic representation of the velocity against length of the combustion chamber is shown in Fig.5.

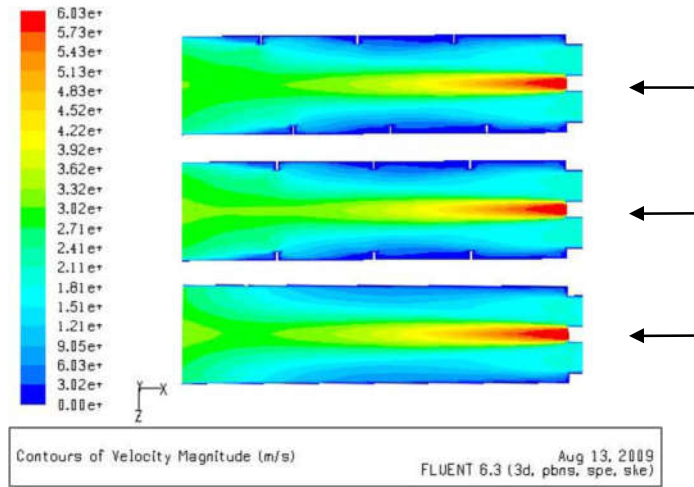


Fig. 4: Profiles of velocity in baffle and non-baffle chambers

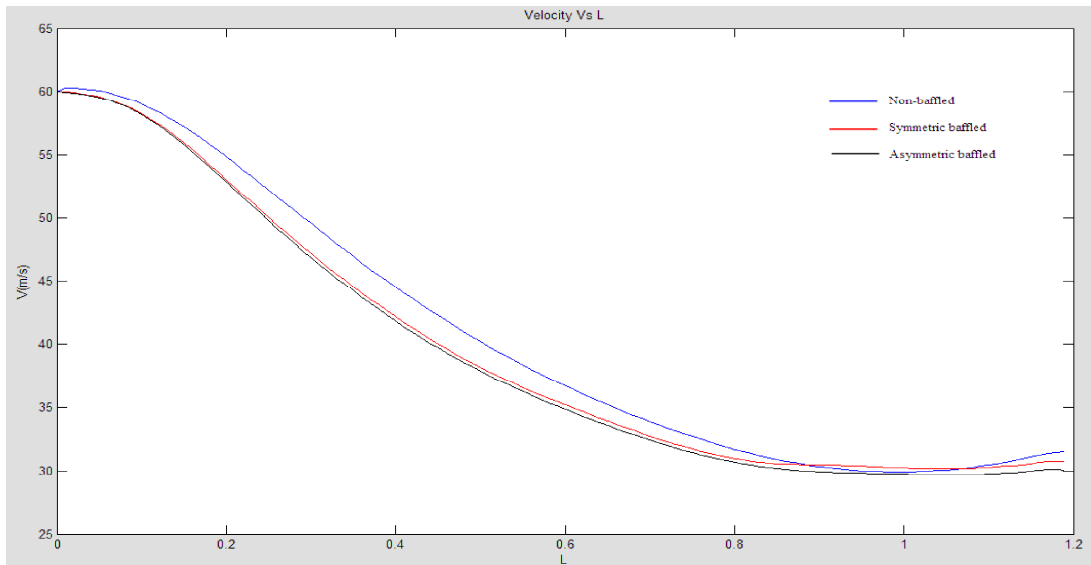


Fig. 5: Changes in the velocity of a longitudinal incision at the centre of baffled and non-baffled chambers

## Simulation Of Thermal Efficiency And Environmental Pollutant In Combustion Chambers

### *Turbulence*

The high turbulence experienced in the baffled combustion chambers promoted homogeneous contact between the fuel and the air thereby enhancing good combustion activities. It was observed that asymmetric baffled chambers enhanced better combustion than the symmetric baffled chambers. This was due to higher degree of dispersion of the gas molecules in the asymmetric baffled chambers. This can be seen from the results presented in Table 3. The cross-sectional profile for the turbulence activities is shown in Fig. 6.

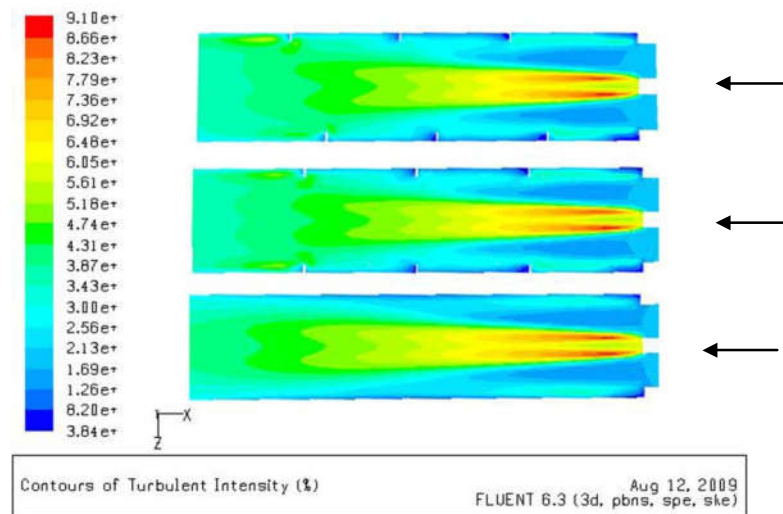


Fig. 6: Profiles of turbulence in baffle and non-baffle chambers

### *Mass fraction of methane*

The high output of methane after combustion activities signifies incomplete combustion activities and is tantamount of wastage which in economic terms will result to financial loss. The baffled combustion chambers promoted adequate utilization of the methane charged to the system as can be seen by the low output values shown in Table 3. Asymmetric baffled chamber made the maximum utilization of the methane gas and the non-baffled combustion chamber gave the highest wastage with their output values of 8.26% and 8.97%, respectively. The mass fraction of methane profile is shown in Fig. 7.



## Simulation Of Thermal Efficiency And Environmental Pollutant In Combustion Chambers

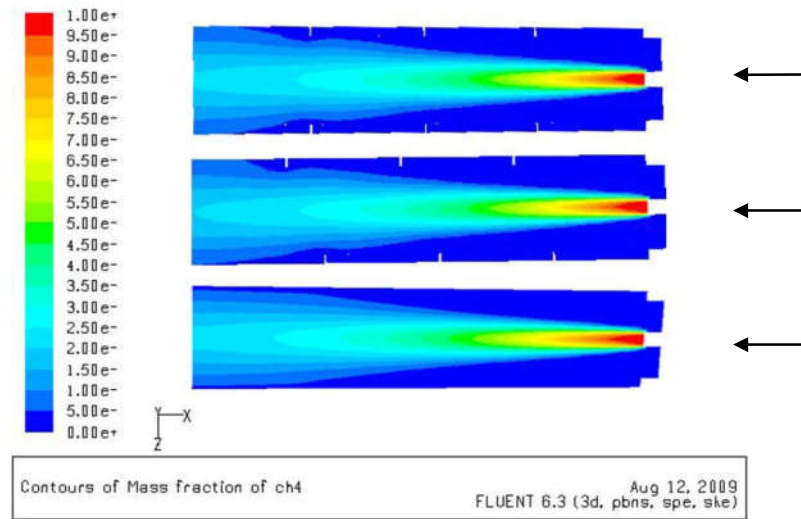


Fig.7: Profiles of methane combustion in baffle and non-baffle chambers

The diagrammatic expression of mass fraction of methane with respect of the length of the chambers is shown in Fig. 8. At initial or inlet position of the chambers, the mass fraction of methane was the same, but as the reaction moved along the longitudinal direction, the non-baffled chamber had the highest mass fraction to the end. The baffled combustion chambers maintained the lower mass fraction of methane even at the output point of the chamber with least fraction from the asymmetric (unparallel) chamber. Although the difference in mass of methane at the outlet of the three chambers studied is small as seen in Fig. 8, but the mass becomes increasingly large as the reactants are continuously charged into the system.

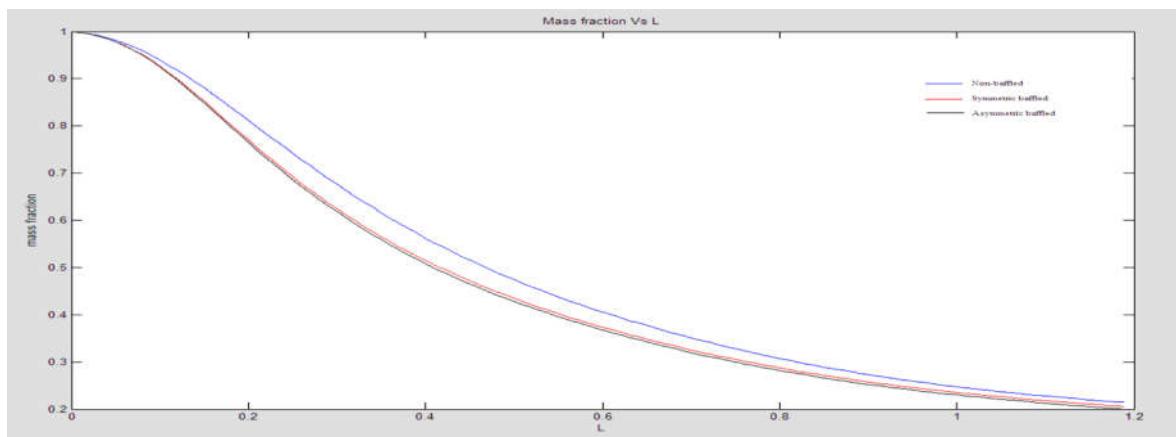


Fig. 8: The concentration of methane at the centre of baffled and non-baffled chambers

# Simulation Of Thermal Efficiency And Environmental Pollutant In Combustion Chambers

## Parameters Comparison Of Combustion Chambers

The major parameters investigated were the thermal efficiency, percentage of combustion, pattern factor and evaluation of pollution caused by pollution.

### Thermal Efficiency

Thermal efficiency is an important factor in the design of the combustion chamber [7]. It is a criterion for measuring the efficiency of the combustion chamber and it can be evaluated as follows:

$$\eta = 1 - \frac{T_{\max} - T_{av}}{T_{\max}} \quad (1)$$

The results of the thermal efficiency of the three chambers revealed that symmetric baffled combustion chamber gave the best efficiency of 71.1 %, the asymmetric baffled chamber was 68.05 % while the non-baffled combustion chamber gave the poorest efficiency of 63.3 %.

### Percentage Of Combustion

Combustion Percentage is measured by amount of methane gases output of the combustion reaction; the lower the methane gases in the output the higher the percentage and vice versa. The lower concentration of methane gases in the output denoted better combustion activities in the inner chambers which was economically viable for the process and environmentally friendly for its reduced release to the atmosphere. The study revealed that baffled chambers had percentage combustion of 8.6 % while the non-baffled chamber had 5.37 %.

### Pollution Caused By Combustion

The most important cases in combustion is evaluation of environmental pollution caused by combustion gases. Evaluation of the output NO<sub>x</sub> results showed that introduction of baffles caused its significant reduction in output. The reduction further confirmed that there was adequate combustion activity which leads to reduction of NO<sub>x</sub> which is toxic and has adverse effect to the environment [7]. The introduction of baffles enabled methane to adequately react with the oxygen from air; the less oxygen in the process did not promote formation of NO<sub>x</sub> in the chamber that would have gone out at the outlet. On the whole, the introduction of baffles to the chambers gave 97 % decrease of NO<sub>x</sub> in the output gases released.

### Pattern factor

The pattern factor (PF) which is a non-dimensional form of temperature in output is expressed as follows:

$$P.F = \frac{T_{\max} - T_{av}}{T_{av} - T_{in}} \quad (2)$$

where  $T_{\max}$  is maximum temperature at outlet surface;  $T_{av}$  is average temperature at outlet surface; and,  $T_{in}$  is average temperature at inlet surfaces. When the PF value is much lower

## Simulation Of Thermal Efficiency And Environmental Pollutant In Combustion Chambers

in the outgoing chamber, it shows that the average temperature is close to the maximum temperature signifying even distribution of temperature at the output. In PF studies, the ideal situation is that the PF value should be as small as possible [7,8]. From the studies undertaken, the symmetric, asymmetric and non-baffled chambers had PF values of 0.658, 0.70 and 0.91, respectively.

### Effect of baffle width on combustion

The baffle widths introduced in the chambers were varied to determine their effect on the combustion reaction. The two different baffles used had widths of 15 mm and 25 mm which are shown in Fig. 9. The results of the baffle width variation showed that the 25 mm width baffle gave a better result as summarized in Table 4.

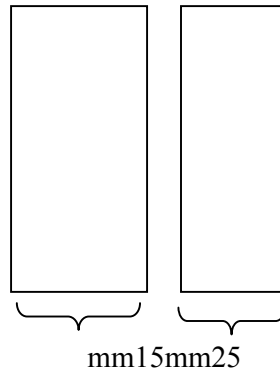


Fig.9: Baffle width evaluation

Table 4: Baffle width variation

Property	15 mm baffle width	25 mm baffle width
Mass fraction of methane	0.077	0.061
Turbulence ( $m^2/s^2$ )	94.9	98.3
Mass fraction of NOx	$3.7 \times 10^{-3}$	$3.8 \times 10^{-4}$

The result of the width variation revealed that about 23.18 % improvement on combustion was recorded as the baffle length increased from 15 to 25 mm. The increase baffle length of 25 mm prevented excessive inflow of methane and air which would have promoted incomplete combustion activities in the system. This change in length also decreased a significant amount of NOx pollutant to 89.7 % to the atmosphere. But excessive increase in width may lead to blockage of the chamber which may hinder free passage of fuel and air for proper combustion activities.

## Simulation Of Thermal Efficiency And Environmental Pollutant In Combustion Chambers

### CONCLUSIONS

The baffled and non-baffled combustion chambers for combustion of methane gases and air were successfully modeled using computational flow dynamics software package. The introduction of baffles in the combustion chambers allowed adequate residence time for the gases and air to combust thereby limiting the amount of oxygen available for formation of NO<sub>x</sub> pollutant which is usually released to the environment as a product of incomplete combustion reaction. Baffled chambers yielded fewer amounts of methane and temperature in the output; this was because the presence of baffles promoted turbulence activities which allowed even distribution of temperature in the chamber. The result of the research revealed that baffled combustion chambers application in combustion reaction of methane gases and air can effectively and efficiently alleviate negative pollutant products (NO<sub>x</sub>) released to the environment.

### REFERENCES

- [1] W. Herodotus, S. Yoshikazu, M. Yohsuke, Spray combustion simulation including soot and NO formation, *Journal of Energy Chemical Engineering*, 250, pp. 2077-2089, 2007
- [2] S. Behbehani, "*Fuel Combustion*", second edition, published by the Oil Industry, Tehran, 2005.
- [3] F. Tamanini, *Numerical model for the prediction of buoyancy controlled turbulent diffusion flames*, Factory Mutual Research, Norwood, MA, Report No. FMRC22360-1, 2001.
- [4] *Fluent Manual*, Fluent Inc., September 2006.
- [5] R. Rahimi, M.R. Rahimi, A review on computational fluid dynamic in chemical engineering, *The 4th Iranian Chemical Engineering Congress*, pp. 23-25, 2004.
- [6] M. Woolley, M.S.J. Fairweather, Conditional moment closure modeling of soot formation in turbulent, on-premixed methane and propane flames, *Journal of Fuel Chem* 220, pp. 1-15, 2008.
- [7] R. Rahimi, M. Soltani, "*Computational fluid dynamics software Fluent*", Fifth edition, publishing designer, Tehran, 2007.
- [8] B. William, J. Zimmerman, *Process modeling and simulation with finite element methods*, Word Scientific, pp. 10-15, 2004.