
Service Deprivation in Internally Displaced Persons' Camps in Nigeria: Case Study of Abuja

¹Isaac, I., ¹Danlami, G., ²Habila, J., ³Salami, H., ⁴Salami, R. O., & ⁴Abutu, P.

¹Department of Urban and Regional Planning, Federal University of Technology, Minna, Nigeria.

²Department of Urban and Regional Planning, Federal Polytechnic, Nekede, Imo State, Nigeria.

³Department of Urban and Regional Planning, University of Ibadan, Nigeria.

⁴University Library Services, Federal University of Technology, Minna, Nigeria.

ABSTRACT

Internal displacement is a global social and political issue. Although violence-induced internal displacement in Nigeria is traceable to the civil war, the phenomenon has assumed a worrisome dimension and proportion with the increasing rate of insurgency, armed banditry, and farmer-herdsmen crises. This study aimed at assessing service deprivation in internally displaced person camps in Nigeria, using Abuja as a case study. The objectives were to identify the types of services delivered to internally displaced persons; investigate the internally displaced persons' level of satisfaction services provided, and evaluate the relationship between gender and wellbeing deprivation among the internally displaced persons. Systematic random sampling technique was used to administer 375 copies structured questionnaire to the internally displaced persons in Abuja out of which 287 were completed and successfully retrieved. Data analysis was carried out with the aid of Statistical Package for Social Sciences (SPSS) and it was discovered that more than 63% of the displaced persons are not educated beyond primary school, indicating low literacy level. It was also discovered that internally displaced persons experience severe housing, water, and energy poverty. Chi-Square test revealed that there is no statistically significant relationship between gender of the internally displaced persons and their wellbeing, $X^2 (2, n = 287) = 4.674, p = .097$. The study recommended that quality schools and housing should be provided to the internally displaced persons' camps. The provision of potable water and clean domestic energy to the internally displaced persons' camps were also recommended.

Keywords: Displacement, Deprivation, Wellbeing, Violence, Insurgency, Crisis

INTRODUCTION

Deprivation of basic services is a widespread condition experienced by the majority of urban dwellers in Nigeria (Omar, 2009). He further maintained that the poor condition of service delivery is traceable to the poor policies and planning, as well as poor implementation. Rapid population growth and uncontrolled urbanization have contributed to intensifying this menace. The inability of the government to deliver requisite social and infrastructural services to the people has contributed significantly to violence in urban areas (UN, 2016). Similarly, exploitation of resources is a major cause of conflicts, and consequently, internal displacement. Furthermore, UN-Habitat (2016) noted that uncontrolled urbanization can create hazards that may force residents to involuntarily migrate from their original settlement.

World Bank (2015) reported that more than 40million people are internally displaced globally. It is important to note that unlike the case of refugees, internal displacement (and by extension, internally displaced persons) are a major problem and an important source of concern in their resident country (UNHCR, 2005).

Increasing insecurity in Nigeria has led to a rise in the number of internally displaced persons in the country (Danlami and Idowu, 2019). However, the issue of service provision in internally displaced persons' camps in Nigeria has received considerably little attention. Although the works of Danlami and Idowu (2019) is commendable in this regard, its focus was specifically on the wellbeing indices of services provided. Little attention was paid to the issue of the actual quality of the services provided and the efficiency of such services. Furthermore, the extent of deprivation in services experienced by the internally displaced persons was not addressed. It is in view of these important gaps that this study seeks to evaluate the rate of service deprivation in internally displaced persons' camps in Abuja, Nigeria, with a view to covering the gaps identified in the literature.

Aim and Objectives

The aim of this study is to assess the extent of service deprivation in internally displaced persons' camps in Abuja, Nigeria. To achieve this goal, the objectives of the study are to:

- i. Identify the types of service delivered to internally displaced persons' camps in Abuja
- ii. Examine the conditions of amenities and services in the internally displaced persons' camps in Abuja
- iii. Investigate the level of internally displaced persons' satisfaction with services provided
- iv. Evaluate the wellbeing of internally displaced persons in the study area

The Study Area

Abuja is originally a Gbagyi settlement. However, with the transfer of the Federal Capital from Lagos to Abuja in 1991, the city is now a cosmopolitan city with different ethnic

See this paper online at: <https://link.thescholedge.org/1201>

groups residing there. As of 2006, Abuja had a population of 778,567 people (NBS, 2006). Less than ten years later, Makama (2015) estimated the population of Abuja at about 3million inhabitants, indicating a drastic population growth. Boumphrey (2010) reported that Abuja grew by 139.7% between 2000-2010 when the world's urban population grew by approximately 3.3%, making it the fastest-growing city in the world. This phenomenal and unparalleled growth trend extended to 2015-2019 when the city grew by 35% (World Population Review, 2019), retaining its position as the fastest-growing city. About 50% of the resident population of Abuja are Muslims, more than 40% are Christians and the remaining population practice other faiths (World Population Review, 2019), making the city a religiously neutral city.

Abuja is located in North-Central Nigeria at latitudes 7°45' and 7°39'E and longitudes 9°4' and 9°067'N. It is the capital city of Nigeria. Abuja is bounded by Niger State to the West, Kaduna to the North, Nasarawa to the East and Kogi to the South (Figure 1). According to Adewale (2016), Abuja has nine internally displaced persons' camps which are largely informal.

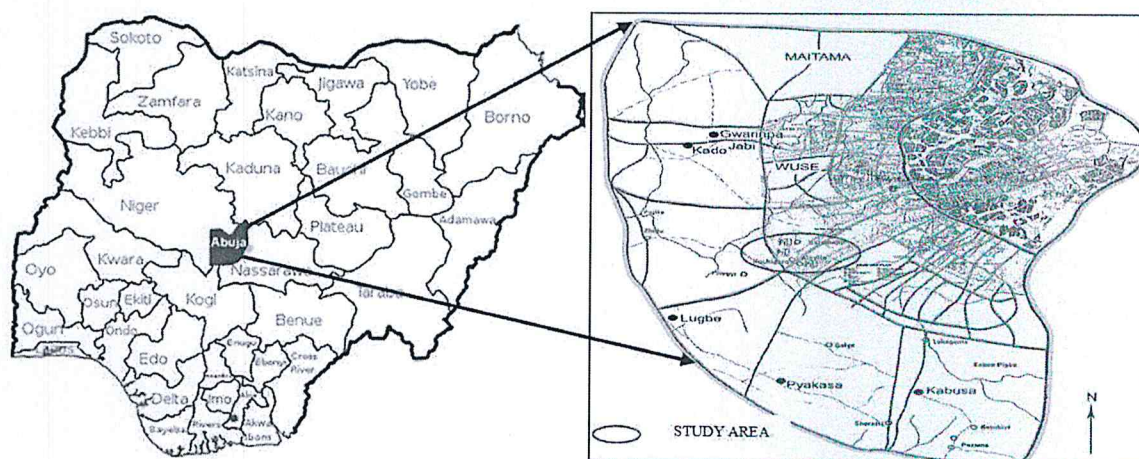


Fig. 1: Location of the study area

Source: FCDA (1979) as cited in Adama (2012) with minor modifications by the Authors

LITERATURE REVIEW

Internal displacement is a global issue arising from ethno-religious and political tension and natural disasters. However, the problem extremely aggravated when the displaced persons are deprived of basic services required for their continued survival and improved wellbeing. Although violence-induced internal displacement in Nigeria can be traced to the civil war between 1967-1970 (Adeejat-Kubra, 2013), the current rate of internal displacement in the country is a cause for great concern. More worrisome is the increasing rate of internally displaced persons in Nigeria resulting from BokoHaram insurgency, armed banditry, farmers-herdsmen crises, cattle rustling and inter-communal land crises (Edem-Nseet *al.*, 2017). Specifically, IOM (2018) reported that 83.8% of internal

See this paper online at: <https://link.thescholedge.org/1201>

displacement in Nigeria results from Boko Haram insurgency, 13.3% by inter-communal crises, 1.2% by farmers-herdsmen crises and less than 1% by natural disasters, especially seasonal flooding. The implication of this is that internal displacement in Nigeria is caused by anthropogenic, rather than natural factors.

Stemming from the aforementioned, World Bank (2015) reported that out of the over 40 million people displaced globally, Nigeria accounts for about 2.2 million. In other words, Nigeria alone accounts for about 5.5% of internally displaced persons globally. Adewale (2016) has expressed concerns about the influx of internally displaced persons in Abuja, the pride of the nation. Abuja houses about 15,154 or 1% of the internally displaced persons in Nigeria, with the major organized available internally displaced persons' camps located at Kuchigoro/Karmajiji and Durumi (IDMC, 2018).

It has been argued by Danmole (2004) that good urban governance ensures accountability and inclusiveness. These factors are capable of reducing tension amongst citizens of a country. Thus, Adeboye (2015) noted that good urban governance ensures effective urban security by reducing violence. Therefore, it is the duty of urban governments to reduce urban violence through effective governance practices. In fact, the reciprocity of good governance and safe cities has been recognized by Gberville *et al.* (2014). Therefore, as noted by Muggah (2012), governance failure is the most important predictor of city fragility. In sum, it has been noted by Hashim *et al.* (2017) that lack of good governance in Nigeria engenders frustration and polarisation. These, in turn, stimulates violence and consequently, internal displacement.

METHODOLOGY

This study relied on both primary and secondary data. The primary data was obtained from the field with the aid of a well-structured questionnaire. Out of the 15,154 internally displaced persons in the study area (IDMC, 2018), Krejcie and Morgan's (1970) sample size table were used to draw a sample of 375 respondents for the study. A systematic random sampling technique was adopted for the study. Out of the 375 questionnaires administered, 287 were successfully retrieved (representing 76.5% retrieval rate). The secondary data, on the other hand, was obtained from published and unpublished existing sources, especially the Displacement Tracking Matrix (DTM), Internal Displacement Monitoring Centre (IDMC), International Organizations for Migration (IOM) and National Emergency Management Agency (NEMA). All such secondary sources have been duly acknowledged. Descriptive data analysis was adopted for the study and the analysis was conducted with the aid of Statistical Package for Social Sciences (SPSS). Consequently, descriptive statistics (frequency tables, simple percentages, charts, and graphs) were used to present the data.

DATA ANALYSIS AND PRESENTATION

Socio-Demographic Characteristics of the Internally Displaced Persons in Abuja

Table 1 represents the socio-demographic attributes of the internally displaced persons in Abuja. It shows that 61% of the respondents are males while 39% are females. The male dominance among the respondents may be linked to the socio-religious culture of Northern Nigerian. The dominant culture and religion in the region uphold male supremacy and thus deprives the female members of the population the opportunity to participate in most programs, including a respondent to questions from researchers who are seen as 'strangers'. Furthermore, none of the respondents interviewed for this study is less than 18years old. This means that the respondents are adults who might have been engaged in gainful employment, thereby contributing to the national economy and reducing unemployment and poverty. The implication of this is that internal displacement affects national economic development by denying people of active working age a peaceful atmosphere to undertake their daily jobs. This suggests that internal displacement widens and strengthens the cycle of poverty by catching-up the displaced persons in the poverty trap. Similarly, although none of the respondents reported being single, it is important to note that up to 26.1% are widowed while another 8% are separated. These groups of people may have lost their marital partners to insurgency attacks. It was also discovered that the majority of the respondents (46.0%) have attained only primary education, indicating a low literacy level. To buttress this, only 14.3% of the respondents have acquired Ordinary National Diploma (OND) or National Certificate in Education (NCE); none of the respondents have acquired HND/Degree or higher educational qualification. The implication of this is that the internally displaced persons in Abuja have low/weak capacity to compete in the formal job market and also experiences low human development.

Table 1: Socio-Demographic Characteristics of the Internally Displaced Persons in Abuja

	Frequency	Percentage
Gender		
Male	175	61.0
Female	112	39.0
Age		
<18years old	0	0
18-27years old	34	11.8
28-37years old	31	10.8
38-47years old	83	28.9
48-57years old	99	34.5
>57years old	40	13.9
Marital Status		
Single	0	0
Married	157	54.7
Divorced	32	11.1
Separated	23	8.0

See this paper online at: <https://link.thescholedge.org/1201>

Widowed	75	26.1
Educational Attainment		
Qur'anic/Informal Education	49	17.1
Primary School	132	46.0
Secondary School	65	22.6
NCE/OND	41	14.3
HND/Degree	0	0
Postgraduate Degree	0	0

Source: Authors' Field Survey, 2020

Reasons for Displacement

The result in Table 2 indicates that the majority of the internally displaced persons in Abuja (61.0%) are experiencing their present predicament as a result of the BokoHaram insurgency. Similarly, farmer-herdsmen crises have been cited by 27.9% of the respondents as the factor responsible for their displacement. Also worthy of note is the fact that 11.1% of the respondents have been displaced because of persistent armed banditry. Overall, none of the internally displaced persons cited communal rises and natural disasters as the responsible factors for their displacement. This shows that the insurgency in Nigeria, particularly in the Northeastern zone of the country is an unparalleled factor engendering internal displacement in Nigeria.

Table 2:Reasons for Displacement

Reason	Frequency	Percentage
BokoHaram Insurgency	175	61.0
Armed Banditry	32	11.1
Farmers-Herdsmen Crises	80	27.9
Communal Crises	0	0
Natural Disasters	0	0
Total	287	100

Source: Authors' Field Survey, 2020

Type of Shelter Provided

Figure 2 specifies the types of shelter available to the internally displaced persons in Abuja, Nigeria. It was discovered that up to 59% of the respondents use school buildings for shelter. This is capable of truncating academic activities and the progress of students in such schools. The remaining internally displaced persons in the study area are housed in a temporary and indecent shelter such as sacks/tapolene (17%), tents (15%) and timber/wooden structures (9%). The implication of these is that the internally displaced persons in Abuja suffer deprivation in terms of housing. Since housing is one of the major indicators of the wellbeing of an individual, these findings indicate that the internally displaced persons in the study area are experiencing severe ill-being.

See this paper online at: <https://link.thescholedge.org/1201>

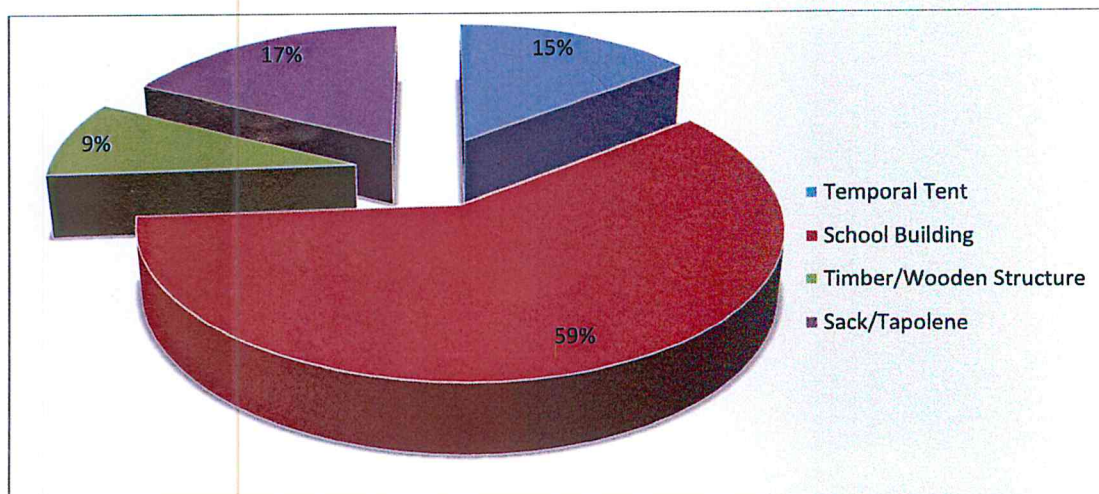


Fig. 2: Type of Shelter Provided
Source: Authors' Field Survey, 2020

Satisfaction with Shelter

An evaluation of the internally displaced persons' satisfaction with the shelter provided for them is attempted in Table 3. It was discovered that none of the respondents expressed satisfaction with the shelters in the camps. In terms of the extent of dissatisfaction, 62.7% of the respondents expressed that they are just dissatisfied while the remaining 37.3% expressed extreme dissatisfaction. This rate of dissatisfaction may be connected with the type of shelter provided to them as earlier shown in Figure 2. By implication, the internally displaced persons in the study area have a preference for better housing conditions but their preferred housing condition has been grossly denied as a result of the unfortunate circumstance in which they find themselves.

Table 3: Satisfaction with Shelter

	Frequency	Percentage
Extremely satisfied	0	0
Satisfied	0	0
Neutral	0	0
Dissatisfied	180	62.7
Extremely Dissatisfied	107	37.3
Total	287	100

Source: Authors' Field Survey, 2020

Wellbeing Measurement of the Internally Displaced Persons in Abuja

The assessment of the wellbeing of internally displaced persons in the study area is presented in Table 4. In terms of the perception of safety and security, more than 62% of the respondents do not express fear of crime in the camps in the study area. However, 16% of the internally displaced persons expressed the feeling of insecurity; these might be

See this paper online at: <https://link.thescholedge.org/1201>

a result of the trauma they experienced. Nevertheless, it is important to note that more than 21% of the respondents are undecided, indicating that they still nurture some level of doubt about their safety in the camps. With regards to food intake, it was discovered that the least number of times they eat is twice per day (19.9%). In fact, 77% of the respondents reported that they eat three times daily on a regular basis. In a similar vein, up to 72.8% of the internally displaced persons in the study area expressed satisfaction with the food they consume. It is, however, disheartening that none of the respondents expressed satisfaction with the water in the camps. They, therefore, are experiencing water poverty which might lead to the outbreak of epidemics in the camps. The internally displaced persons reported that they do not enjoy the electricity supply at all. Notwithstanding, 66.2% of them stated that they receive clothing as relief materials.

Table 4: Wellbeing Measurement of the Internally Displaced Persons in Abuja

	Frequency	Percentage
Perception of Safety and Security		
Extremely Safe	0	0
Safe	180	62.7
Undecided	61	21.3
Unsafe/Insecure	46	16.0
Extremely unsafe	0	0
Frequency of Food Consumption		
3 times Daily Regular	221	77.0
3 times daily irregular	9	3.1
2 times daily regular	57	19.9
2 times daily irregular	0	0
Once-daily	0	0
Satisfaction with Food		
Extremely Satisfied	0	0
Satisfied	209	72.8
Neutral	57	19.9
Dissatisfied	21	7.3
Extremely Dissatisfied	0	0
Satisfaction with Water		
Extremely Satisfied	0	0
Satisfied	0	0
Neutral	0	0
Dissatisfied	209	72.8
Extremely Dissatisfied	78	27.2
Availability of Electricity		
Available	0	0
Not Available	287	100
Reception of Clothing as Relief Materials		
Yes	190	66.2
No	97	33.8

Source: Authors' Field Survey, 2020

See this paper online at: <https://link.thescholedge.org/1201>

Source of Cooking Energy

Figure 3 shows that the internally displaced persons in the study area rely on unclean energy sources for their cooking. For instance, 57% of the respondents use charcoal for cooking, 27% use firewood for cooking while 16% use kerosene stoves. This is an indication of energy poverty in the internally displaced persons' camps in Abuja. By extension, it is apparent that energy injustice has been persistently experienced by the internally displaced persons. Of particular concern is the fact that these energy sources are not sustainable and their exploitation and usage contribute significantly to greenhouse gas emission and global warming. More so, these energy sources can pose serious health threats to the users.

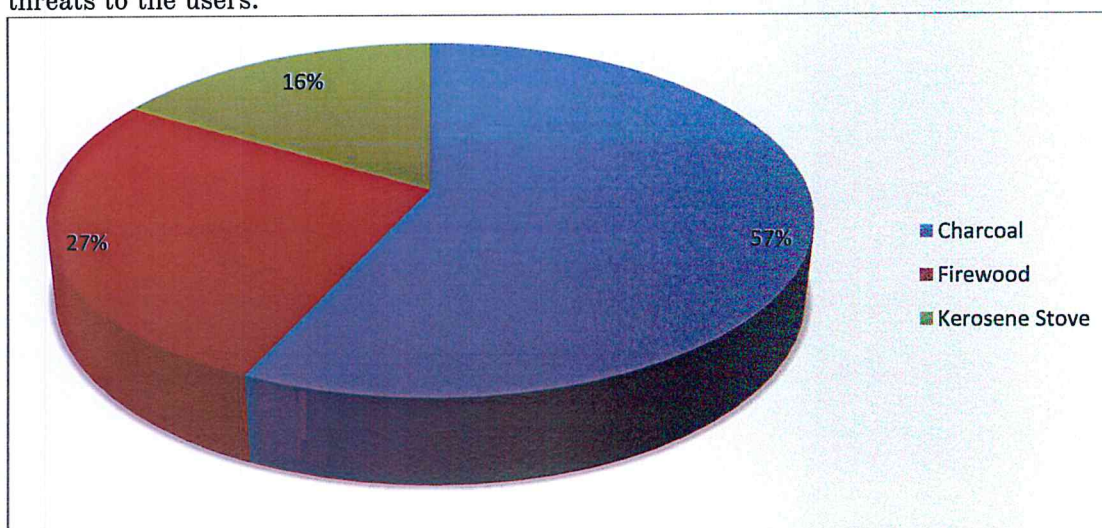


Fig. 3: Source of Cooking Energy
Source: Authors' Field Survey, 2020

Gender and Wellbeing Deprivation in the Internally Displaced Persons' Camps

A Chi-square test was conducted to assess the relationship between gender and wellbeing deprivation of the internally displaced persons in Abuja. The result of the Chi-Square test conducted (Table 5) revealed that there is no statistically significant relationship between gender of the internally displaced persons and their wellbeing, $X^2 (2, n = 287) = 4.674$, $p = .097$. Therefore, deprivation in wellbeing is experienced by the internally displaced persons in the study area irrespective of their gender.

Table 5: Chi-Square Tests

	Value	df	Asymp. Sig. (2-sided)
Pearson Chi-Square	4.674 ^a	2	.097
Likelihood Ratio	4.638	2	.098
Linear-by-Linear Association	4.338	1	.037
N of Valid Cases	287		

See this paper online at: <https://link.thescholedge.org/1201>

a. 0 cells (.0%) have expected count less than 5. The minimum expected count is 30.44.

Source: Authors' Field Survey, 2020

CONCLUSION AND RECOMMENDATIONS

Scarce resources, ethno-religious and political factors and greed have increased the rate of polarisation among humans. Internal displacement is a major issue globally. The situation is even worse in Nigeria where many factors such as insurgency, arm banditry, and farmer-herdsmen crises contribute to the continuous rise of the menace. This study revealed that internally displaced persons experience a plethora of wellbeing deprivation, especially in terms of housing, education, electricity, and water. These deprivations are crosscutting without regard to the gender of the displaced persons. This study recommends that schools and good housing should be provided by the appropriate bodies for internally displaced persons. It is also recommended that there should be a potable water supply to the internally displaced persons. camps. Similarly, clean energy sources (especially electricity and liquefied gas) should be provided to the internally displaced person camps in order to discourage the continuous usage of unclean domestic energy sources by the displaced persons. Although this study revealed that internally displaced persons expressed a good frequency of food intake, it did not measure the nutritional quality of the food consumed by the internally displaced persons. Therefore, future research is recommended in this regard.

REFERENCES

- [1]. Adama, O. (2012). Urban governance and spatial inequality in service delivery: a case study of solid waste management in Abuja, Nigeria. *Waste Management & Research*, 30(9), 991–998
- [2]. Adejag-Kubra, A.K. (2013). Towards the evolution of legal and institutional framework for the protection of Internally Displaced Persons (IDPs) in Nigeria. *International Journal of Sustainable Development*, 6(5), 141-153.
- [3]. Adeoye, A. A. (2015). Examining corporate governance practices in Nigeria and South African firms. *European Journal of Accounting and Finance Research*, 3(1), 10-129.
- [4]. Adewale, S. (2016). Internally displaced persons and the challenges of survival in Abuja. *African Security Review*, 25(2), 176-192, DOI: 10.1080/10246029.2016.1154475
- [5]. Boumphrey, S. (2010). The world's fastest-growing cities are in Asia and Africa. Retrieved from <https://web.archive.org/web/20151117022953/http://blog.euromonitor.com/2010/03/special-report-worlds-fastest-growing-cities-are-in-asia-and-africa.html> on 5th January 2020
- [6]. Danmole, T. O. (2004) Housing provision in Nigeria: The cooperative alternative. *Building Quarterly*, 2(4)
- [7]. Danlami, G., & Idowu, O. O. (2019). Analysis of the Effects of Service Delivery on the Wellbeing of IDPs in Federal Capital Territory (FCT), Abuja. Being a paper presented at the 60th Annual Conference of the Association of Nigerian Geographers held at Kaduna State University between 13th to 18th October.

See this paper online at: <https://link.thescholedge.org/1201>

- [8]. Edem-Nse, Y. G., Isa, B. M., & Sani, A. M. (2017). User's cultural specific spatial needs in the Internally Displaced Persons (IDP) camps in Abuja, Nigeria. Department of Architecture, Federal University of Technology, Minna, Niger State. mib@futminna.edu.ng
- [9]. Gberevbie, D. E., Oyeyemi, A. I., & Excellence-Oluye, N. O. (2014). The challenges of good governance, accountability of governmental agencies and development in Nigeria. *Acta Universitatis Dunubius: Administration*, 6(2), 92-109
- [10]. Hashim, Y., Kew, D., & Walker, J. A. (2017). Nigeria: Frustration, polarization, and violence. In Cox, F.D., & Sisk, T.D. (Eds.). *Peacebuilding in deeply divided societies: Toward social cohesion? Switzerland: Palgrave Macmillan*, Pp.215-244. DOI 10.1007/978-3-319-50715-6_8
- [11]. Internal Displacement Monitoring Centre (IMDC, 2018). Understanding the root causes of displacement. Internal Displacement Monitoring Centre
- [12]. International Organizations for Migration (IOM, 2018). Coordination and compact management. Quarterly report, January 2018. International Organizations for Migration
- [13]. Krejcie, R. V., & Morgan, D. W. (1970). Determining sample size for research activities. *Educational and Psychological Measurement*, 30, 607-610.
- [14]. Makama, A. A. (2015). Appraisal of sanitary facilities in public areas of Garki District, Abuja. Master's Thesis, ABU, Zaria
- [15]. Muggah, R. (2012). Deconstructing the fragile city: Exploring insecurity, violence, and resilience
- [16]. Omar, M. (2009). Urban governance and service delivery in Nigeria. *Development in Practice*, 19(1), 72-78
- [17]. UN (2016). Governing safer cities: Strategies for a globalized world – A framework to guide urban policy-makers and practitioners. United Nations Office on Drug and Crime
- [18]. UN-Habitat (2016). Report on internally displaced persons: A case of Nigeria. Nairobi, Kenya: UN-Habitat
- [19]. United Nations High Commission on Refugees (UNCHCR, 2005). English manual and guideline on the world about IDPs and refugee. United Nation High Commission on Refugees
- [20]. World Bank (2015). Report on internally displaced persons. Washington, DC: World Bank
- [21]. World Population Review (2019). Abuja population: 2020. Retrieved from www.worldpopulationreview.com/world-cities/abuja-population/ on 5th January 2020
-