

See discussions, stats, and author profiles for this publication at: <https://www.researchgate.net/publication/299873047>

# The Effect on Extracting Solvents using Natural Dye Extracts from *Hyphaene thebaica* for Dye-sensitized Solar Cells

Article · October 2015

DOI: 10.4172/2169-0022.1000208

CITATIONS

4

READS

563

1 author:



Isah Mohammed Kimpa

Federal University of Technology Minna

29 PUBLICATIONS 116 CITATIONS

[SEE PROFILE](#)


Some of the authors of this publication are also working on these related projects:



Algae as Nanoparticles synthesizer [View project](#)



Solid Electrolyte for lithium ion battery application using NASICON ceramics material [View project](#)



## The Effect on Extracting Solvents using Natural Dye Extracts from *Hyphaene thebaica* for Dye-sensitized Solar Cells

Mohammed IK<sup>1\*</sup>, Kasim Uthman ISAH<sup>1</sup>, Yabagi JA<sup>2</sup> and Taufiq S<sup>3</sup>

<sup>1</sup>Department of Physics, Federal University of Technology, Minna, Nigeria

<sup>2</sup>Department of Physics, Ibrahim Badamasi Babangida University Lapai, Niger State, Nigeria

<sup>3</sup>Department of Preliminary Studies, Umaru Waziri Federal Polytechnics, Birnin Kebbi, Kebbi State, Nigeria

### Abstract

This study covers the fabrication and characterization of dye sensitized solar cell using *Hyphaene thebaica* as the natural dye sensitizer for DSSCs. Ethanol and water in separate container was used as the extracting solvent for the natural dyes. Titanium dioxide (TiO<sub>2</sub>) was deposited on fluorine doped tin oxide (FTO) conductive glass forming a TiO<sub>2</sub> thin film, underwent sintering at 400°C for 40 minutes. The photo electrochemical performance of the dye sensitized solar cell (DSSC) based on the doum palm pericarp shows open circuit voltage (V<sub>oc</sub>) of 0.37 V and 0.50 V, and short circuit current density (J<sub>sc</sub>) of 0.005 mA/cm<sup>2</sup> and 0.010 mA/cm<sup>2</sup> for ethanol and water extracts respectively. This study further inspected the fill factor as 0.63 and 0.66 for the ethanol and water extract respectively. The conversion efficiency for the ethanol extract was 0.012% and water extract is up to 0.033% under light intensity of 1000 m/Wm<sup>2</sup> (AM 1.5).

**Keywords:** Dye-sensitized solar cell; *Hyphaene thebaica*; Doum pericarp; Titanium dioxide

### Introduction

Energy technology is one of the most important technologies in the 21st century that dominated people's life and people's consumption. Moreover, environmental pollution has increasingly become a worldwide concern in the past few decades. Thus, how to enhance the efficiency of natural energy use and to recycle regenerated energy has become an important research field for developed countries [1].

Dye-sensitized solar cells (DSSCs) have been widely investigated as one of the next-generation solar cell because of their simple structure and low manufacturing cost [2]. Generally, DSSC comprises of a nanocrystalline titanium dioxide (TiO<sub>2</sub>) electrode modified with a dye fabricated on a transparent conducting oxide (TCO), a platinum (Pt) counter electrode, and an electrolyte solution with a dissolved iodine/triiodide ion redox couple between the electrodes [3]. Although certified conversion efficiency using black dye has been reported to be 10.4% by the Swiss Federal Institute of Technology in Lausanne (EPFL) [4]. It is well known that the conversion efficiency ( $\eta$ ) of solar cells can be represented as follows Kimpa [5].

$$\eta = FF \times I_{sc} \times V_{oc} / P_{in} \quad (1)$$

where FF, I<sub>sc</sub>, V<sub>oc</sub>, and P<sub>in</sub> are fill factor, short circuit current, open circuit voltage, and incident power, respectively.

Organic dye have higher absorption efficient used for DSSCs with efficiencies of up to 9% have been reported [6]. Organic dyes with high absorption coefficient could translate into thinner nanostructure metal oxide film. This advantageous of transporting charge both in the metal oxide and in the permeating phase, allowing for the use of higher viscosity materials such as ionic liquids, solid electrolytes or holes conductors.

In nature, some fruits, flowers, leaves and so on show various colors and contain several pigments that can be easily extracted and then employed in DSSCs. The leaves of most green plants are rich in chlorophyll and the application of this kind of natural dye has been frequently investigated in many related studies. Anthocyanins are natural compounds that give color to fruits and plants and are also

largely responsible for the purple-red color of autumn leaves and for the red color of flower buds [7].

Kimpa used the extract of flame tree flower and pawpaw leaf as photosensitizer and the open-circuit voltage (V<sub>oc</sub>) of fabricated DSSCs is 0.51 V and 0.50 V [5]. Zhu investigated the extract of frozen blackberries to serve as photosensitizer and the open-circuit voltage (V<sub>oc</sub>) of fabricated DSSCs is 0.33 V [8]. Polo extracted the blue violet anthocyanin of Jaboticaba and Calafate respectively to serve as photosensitizer and the (V<sub>oc</sub>) of prepared DSSCs is 0.59 V and 0.4 V respectively [9]. Furukawa investigated the extract of red-cabbage, curcumin and red-perilla to serve as natural dye sensitizers for DSSC and the (V<sub>oc</sub>) is 0.52 V, 0.53 V and 0.49 V respectively. Patrocinio adopted the extract of blueberries and Jaboticaba's skin to serve as photosensitizer and the (V<sub>oc</sub>) of prepared DSSCs is 0.59 V and 0.45 V respectively [10]. In this paper, extracts of doum pericarp was used as the natural dyes as dye-sensitizers for the preparation of DSSCs. Doum palm fruit (*Hyphaene thebaica*) is a desert palm tree with edible oval fruit, originally native to the Nile valley. It also grows very well in the northern part of Nigeria. It is a member of the palm family, Arecaceae. The trunk of this small palm commonly branches into two like Y and often each branch divides again in a Y form, giving the tree a very distinctive appearance; it is dichotomous and arborescent in nature. It is listed as one of the useful plants of the world. It is represented by the genus *Hyphaene*, the fruit of interest in the current study. Its fibre and leaflets are used by people along the Nile to weave baskets. Doum palm fruit is also a source of potent antioxidants. The fruit has a brown outer fibrous flesh which is normally chewed and spewed out. Doum palm

\*Corresponding author: Mohammed IK, Department of Physics, Federal University of Technology, Minna, Nigeria, Tel: 23408035471310; E-mail: kimpa@futminna.edu.ng

Received October 07, 2015; Accepted October 27, 2015; Published November 10, 2015

Citation: Mohammed IK, Kasim Uthman ISAH, Yabagi JA, Taufiq S (2015) The Effect on Extracting Solvents using Natural Dye Extracts from *Hyphaene thebaica* for Dye-sensitized Solar Cells. J Material Sci Eng 4: 208. doi:10.4172/2169-0022.1000208

Copyright: © 2015 Mohammed IK, et al. This is an open-access article distributed under the terms of the Creative Commons Attribution License, which permits unrestricted use, distribution, and reproduction in any medium, provided the original author and source are credited.

kernel is edible when it is unripe but hard when it is ripe. The fruit is depicted in Figure 1.

## Experimental

Doum fruit was peeled and the pericarp was used as the natural plant. The doum pericarp was crushed with a porcelain mortar and pestle, the crushed sample were kept on two different conical flask. The samples were mixed separately with 50 cm<sup>3</sup> of ethanol (99% absolute) at room temperature and 50 cm<sup>3</sup> of distilled water in a dark room. The solution was filtered separately using filter paper to acquire a pure and natural dye solution. The TiO<sub>2</sub> film was prepared by blending 0.2 g of commercial TiO<sub>2</sub> powder (Degussa, P25), 0.4 cm<sup>3</sup> of nitric acid (0.1 M), 0.08 g of polyethylene glycol (MW 10000) and one drop of a Triton x-100 (a non-ionic surfactant). The mixture was well mixed using an ultrasonic bath for 1 h and the resulting paste was spread over an FTO conductive glass plate (SOLARONIX) having 15 Ω/cm<sup>2</sup>. TiO<sub>2</sub> pastes were deposited on the FTO conductive glass by rigid squeegee and screen printing procedure (polyester mesh of 90) in order to obtain a TiO<sub>2</sub> film with a thickness of 9 μm. The active area of DSSC was 1.04 cm<sup>2</sup> (1.3 cm × 0.8 cm). The TiO<sub>2</sub> thin film was sintered at 450°C for 45 minutes to increase compactness of the thin film. The TiO<sub>2</sub> film was consolidated through heat treatment, increasing the internal voids of film organization and thus enhancing its absorption performance. Then the sintered TiO<sub>2</sub> thin film was immersed for 24 h in the natural dyes prepared, allowing the natural dye molecules to be adsorbed on the surface of TiO<sub>2</sub> nanoparticles. Anhydrous alcohol was used to remove any natural dye that had not been adsorbed on the surface of TiO<sub>2</sub> nanoparticles. DSSCs were assembled following the procedure described in the literature [5], the catalyst-coated counter electrode was placed on the top so that the conductive side of the counter electrode faces the TiO<sub>2</sub> film. The iodide electrolyte solution (0.5M potassium iodide mixed with 0.05M iodine in water-free ethylene glycol) was placed at the edges of the plates. The liquid was drawn into the space between the electrodes by capillary action. Two binder clips were used to hold the electrodes together. In the performance test of the prepared DSSC, xenon (Xe) light of 1000 W was selected to simulate sunlight (AM 1.5), and an I-V curve analyzer (Model 4200 SC) was employed to measure the photoelectric conversion efficiency of the prepared DSSC. The measured results were plotted on I-V curve.

## Results and Discussion

Figure 2 shows the absorption spectra of doum pericarp dye extracts and doum pericarp dye extracts adsorbed on TiO<sub>2</sub> surface using ethanol and distilled water as extracting solvent. Absorption spectra provide necessary information on the absorption transition between the dye ground state and excited states and the solar energy range absorbed by the dye. The absorption range of doum pericarp dye extracts adsorbed on TiO<sub>2</sub> was found within the range of 300 – 450 nm. Doum water extract has two absorption peaks at 350 nm and 400 nm, while the absorption peak of the doum ethanol extract adsorbed on TiO<sub>2</sub> was only at one absorption peak of 353 nm. It can be seen that after TiO<sub>2</sub> nanoparticles was added to doum pericarp extract, its absorption intensity decreases from 440 nm to 350 nm. This property reduces the charge transfer ability of the fabricated DSSCs under normal sunlight thereby reducing the efficiency. The dye pigments belongs to the existence of chromophores and it represents the chemical group that is responsible for the colour of the molecule, that is its ability to absorb photon. Conjugation of chromophores makes them absorb light of different wavelength and energy. Peak wavelength tend to be shifted towards long wavelength as the size of conjugated system or

chromophores increases. The double or two absorption peaks of the doum pericarp dye extracts with distilled water as extracting solvent could be due to the presence of complex chromophores conjugated with other group of chromophores. Figure 3 compares the absorption spectrum of doum pericarp ethanol extract and doum pericarp distilled water extract.

The dye sensitization effect was demonstrated with a DSSC using natural dye from doum pericarp and characterized by current – voltage measurements in Figure 4. Energy conversion efficiency of 0.012% at about 0.1 mW/cm<sup>2</sup> solar illumination was obtained from the dye extracts using ethanol as the extracting solvent while 0.033% efficiency was obtained for the dye extract using water as the extracting solvent. Table 1 shows the data acquired from measuring the photoelectric conversion efficiency of the DSSCs. From the result obtained, it was observed that using ethanol as our extracting solvent has better absorption capability than water. In this research work the efficiencies of the cells are both very low.

## Conclusion

The absorption range of the dye and the dye adsorbed on TiO<sub>2</sub> using ethanol and water as the extracting solvent are within the wavelength of 300 nm, 440 nm. The absorption range for pure dye is between 300 nm – 600 nm as shown in Figure 3. The power conversion efficiency η of the DSSC using doum pericarp ethanol extract is 0.012% while that of distilled water as the extracting solvent is up to 0.033%. DSSC efficiency from doum pericarp extract has a very low efficiencies compared to that obtained by Zhu [8], Kimpa [5], Polo [9] and Furukawa [11].



Figure 1: Doum Palm Fruit.

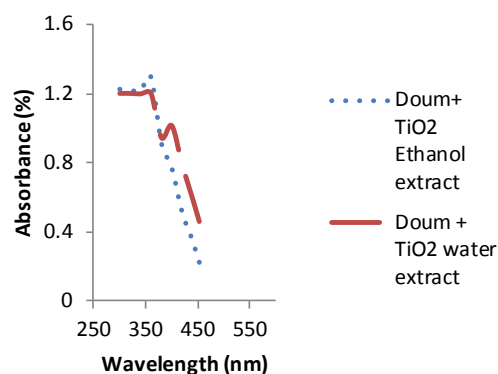


Figure 2: Absorption spectra of doum pericarp with TiO<sub>2</sub> dye extract using ethanol and water as extracting solvent

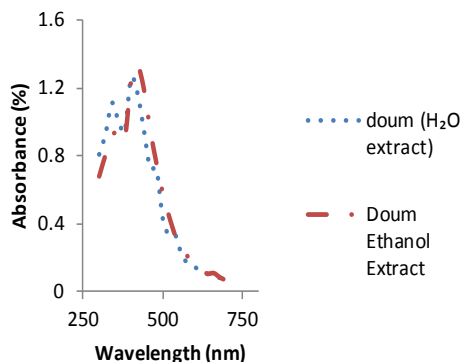


Figure 3: Absorption spectra of doum pericarp liquid dye extract using ethanol and water as extracting solvent

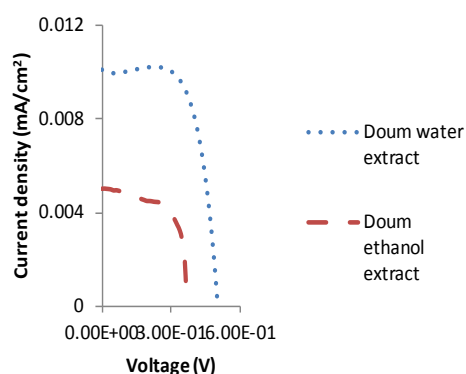


Figure 4: I-V characteristics of DSSC sensitized by natural dyes extracted from doum pericarp (*Hyphaene Thebaica*)

Dye	Jsc (mAcm <sup>-2</sup> )	Voc (mV)	FF	η %
Doum pericarp (ethanol extract)	0.005	0.37	0.63	0.012
Doum pericarp (distilled water extract)	0.010	0.50	0.66	0.033

Table 1: Photoelectrochemical parameters of the DSSCs sensitized by natural dyes extracted with water in the UV-vis light range

The poor performance of the cell could be linked with various factors, one of which could be the dye used and the ability of the electron transportation to the conduction surface of the TiO<sub>2</sub>.

#### Acknowledgment

The authors would like to thank the entire staff of the Physics Advanced Lab, Sheda Science and Technology Complex (SHESTCO) Abuja for allowing us to used their lab and Federal University of Technology Minna University Board of Research (UBR) for their sponsorship.

#### Reference

- Chang H, Kao MJ, Chen TL, Kuo HG, Choand KC, et al. (2011) Natural sensitizer for dye-sensitized solar cell using three layers of photoelectrode thin films with a schottky barrier. American Journal of Engineering and Applied Sciences 4: 214-222.
- O'Regan B, Grätzel M (1991) A low-cost, high-efficiency solar cell based on dye- sensitized colloidal TiO<sub>2</sub> films. Nature 353: 737-740.
- Chiba Y, Islam A, Watanabe Y, Komiya R, Koide A, et al. (2006) Dye-sensitized solar cells with conversion efficiency of 11.1%. Japanese Journal of Applied Physics 45: L638-L640.
- Nazeeruddin MK, Pechy P, Renouard T, Zakeeruddin SM, Humphry-Baker R, et al. (2001) Engineering of Efficient Panchromatic Sensitizers for Nanocrystalline TiO<sub>2</sub>-Based Solar Cells. Journal of American Chemical Society 123: 1613-1624.
- Kimpa MI, Momoh M, Isah KU, Yahya HN, Ndamitso MM (2012) Photoelectric Characterization of Dye Sensitized Solar Cells Using Natural Dye From Pawpaw Leaf and Flame Tree Flower as Sensitizers. Materials Sciences and Applications 3: 281-286.
- Hara K, Dan-Oh Y, Kasada C, Arakawa HN (2004) Effects of additives on the photovoltaic performance of coumarin-dye-sensitized nanocrystalline TiO<sub>2</sub> solar cell. Langmuir 20: 4205-4210.
- Chang H, Lo YJ (2010) Pomegranate leaves and mulberry fruit as natural sensitizers for dye-sensitized solar cells. Solar energy 84: 1833-1837.
- Zhu H, Zeng H, Subramanian V, Masarapu C, Hung KH, et al. (2008) Anthocyanin-Sensitized Solar Cells Using Carbon Nanotube Films as Counter Electrodes. Nanotechnology 19: 465204.
- Polo AS, Iha NY (2006) Blue sensitizers for solar cells: natural dyes from calafate and jaboticaba. Solar Energy Material and Solar Cells 90: 1936-1944.
- Patrocinio AOT, Mizoguchi SK, Paterno LG, Garcia CG, Iha NYM (2009) Efficient and Low Cost Devices for Solar Energy Conversion: Efficiency and Stability of some Natural Dye-Sensitized Solar Cells. Synthesis Metals 159: 2342-2344.
- Furukawa S, Iino H, Iwamoto T, Kukita K, Yamauchi S (2009) Characteristics of Dye-Sensitized Solar Cells Using Natural Dye. Thin Solid Films 518: 526-529.

Citation: Mohammed IK, Kasim Uthman ISAH, Yabagi JA, Taufiq S (2015) The Effect on Extracting Solvents using Natural Dye Extracts from *Hyphaene thebaica* for Dye-sensitized Solar Cells. J Material Sci Eng 4: 208. doi:10.4172/2169-0022.1000208

#### OMICS International: Publication Benefits & Features

##### Unique features:

- Increased global visibility of articles through worldwide distribution and indexing
- Showcasing recent research output in a timely and updated manner
- Special issues on the current trends of scientific research

##### Special features:

- 700 Open Access Journals
- 50,000 Editorial team
- Rapid review process
- Quality and quick editorial, review and publication processing
- Indexing at PubMed (partial), Scopus, EBSCO, Index Copernicus, Google Scholar etc.
- Sharing Option: Social Networking Enabled
- Authors, Reviewers and Editors rewarded with online Scientific Credits
- Better discount for your subsequent articles

Submit your manuscript at: <http://www.omicsgroup.org/journals/submission>